



ANNUAL REPORT 2014
Our Story



Notes: Data in this report are drawn from the most recent available statistics from UNICEF and other United Nations agencies, annual reports prepared by UNICEF country offices and the Annual report of the Executive Director of UNICEF presented to the Executive Board, 16–19 June 2015.

All amounts are in US dollars unless otherwise specified.

For any corrigenda found subsequent to printing, please visit our website at www.unicef.org/publications.

ISBN: 978-92-806-4809-6

© United Nations Children’s Fund (UNICEF)
June 2015

Front cover: Preschoolers Hardik and Sheetal play at a centre in Gujarat, India, where UNICEF supports early childhood education. © UNICEF/INDA2013-00068/Singh

MESSAGE FROM THE EXECUTIVE DIRECTOR

UNICEF Executive Director Anthony Lake visits a child-friendly space in Ouham Prefecture, Central African Republic.



© UNICEF/NYHQ2014-0070/Flynn

A future – and a world – in which every child has a fair chance in life.

The chance to live and to grow strong. To play and to learn. To reach the fullness of adulthood willing and able to pass the same fair chance on to the next generation.

This is the world we imagine for children – every year. And in 2014, UNICEF worked hard to close the gap between what we imagine for children and what we are able to achieve.

The same year in which we marked the 25th anniversary of the Convention on the Rights of the Child – and celebrated a quarter-century of progress for children – was also one of the most devastating years for children in recent memory.

Millions were affected by a rising number of disasters, conflicts and chronic crises – and

new threats like the Ebola outbreak that could roll back years of progress. Millions continued to be denied their right to a fair chance – because of the family into which they were born, the community or country in which they live, or other circumstances beyond their control. Because of their gender or their ethnicity. Because they live with a disability.

What does the future hold for the children at greatest risk and in greatest need? For their societies? Because these early deprivations and traumas affect the lives of individual children ... and the lives of their children, driving intergenerational cycles of inequity and inequality in rich and poor countries alike.

But these cycles can be broken, if we focus greater investment on reducing disparities between those whose needs are met and those in greatest need, in every society. If we identify the most disadvantaged children

through better data. If we reach them through more innovative programmes, products and partnerships shaped around overcoming bottlenecks and barriers to equity.

The pages of this annual report are filled with examples of the impact such an equity approach is having in the lives of the children UNICEF serves.

They tell the story of a changing world in which emergencies are on the rise – and our humanitarian efforts and development work are increasingly interrelated.

The story of UNICEF's work with our partners to foster, fuel and harness innovation to reach every child – and to help children, young people and communities reach us with their concerns and ideas.

The story of our advocacy for greater investment in the most disadvantaged children – and our public engagement to join and fuel rising social movements for those at risk.

The story of a rapidly changing funding environment – with overall increases

in donations to support our work, new support from the private sector and a closer relationship with our partners in government, other sectors and communities – but a relative decrease in the core resources we require to respond quickly and flexibly as needs arise.

The story of our constant drive to become an ever-more innovative and efficient organization, making the best use we can of all the resources entrusted to us.

The story of UNICEF's people – thousands of deeply committed women and men helping millions of children in some of the most challenging and dangerous situations in the world.

Ultimately, these pages tell the story of the children we serve.

Our story is their story. Their future, the future of the world.



Anthony Lake
Executive Director

CONTENTS

	Message from the Executive Director	1
	Introduction	3
1	Humanitarian response	7
2	Programme priorities	21
3	UNICEF, partner of choice for children	41

INTRODUCTION

Giving a fair chance to every child, everywhere, is right in principle and right in practice.

Realizing the rights of every child, especially the most disadvantaged, is our greatest hope of breaking the intergenerational cycle of inequity and poverty.

UNICEF Annual Report 2014: Our story shows how UNICEF continued its efforts to break that cycle and make a real difference in children's lives throughout the year. It also shows how our programmes and policies advanced the global conversation on children and equity, beginning with a sharpened focus on the most disadvantaged children: the very poorest, girls, children with disabilities, those living in remote areas, and children from ethnic or religious groups facing discrimination. In everything we do, UNICEF's goal is to ensure that these children benefit from their right to essential services and protections.

The cycle of inequity is neither inevitable nor insurmountable. In 2014, UNICEF continued working to set a more virtuous cycle in motion by tackling the inequities in opportunity that leave too many children behind. That meant providing support for these children to have a good start in life – to be nourished and healthy, to learn, to be protected and safe. Giving them a good start not only changes their future, but charts a new course for their children as well. Failing to do so, in contrast, will not just deny today's children these opportunities, but will also have detrimental effects for generations to come.

In many ways, 2014 exposed the gap that still exists between our aspirations for the world's children and current realities. It was a year of highs and lows. One of the high points was the 25th anniversary of the Convention on the Rights of the Child, the landmark international

treaty that has inspired improvements in the lives of millions of children. Events all over the world acknowledged the Convention's impact while recognizing that despite substantial progress towards the Millennium Development Goals, the most marginalized children remain particularly at risk.

And for those children, it was one of the worst years in recent memory. Reflecting this reality, *UNICEF Annual Report 2014* opens with an overview of our emergency work during the year. With an estimated 230 million children living in countries and areas affected by armed conflicts, UNICEF and its partners worked tirelessly to reach those in greatest need and rally public support for vulnerable children and families. These efforts transpired in diverse settings, from the Central African Republic to the Syrian Arab Republic to Ukraine. They also ranged across the West African countries that were affected by the largest known outbreak of Ebola just as those nations were starting to recover from the effects of long-term conflict.

The report goes on to highlight the programme priorities that are central to UNICEF's mission and underpin our Strategic Plan 2014–2017: health; HIV/AIDS; nutrition; water, sanitation and hygiene (WASH); education; child protection; and social inclusion. The largest share of direct programme expenditure in 2014 went to health, followed by education and WASH. Besides highlighting global results for children in these outcome areas, the report includes snapshots of country-level efforts to reduce the inequities that hold children back.

In 2014, UNICEF also recommitted itself to tackling the barriers that prevent girls and young women from realizing their full potential. Specific examples of gender-related results are woven into this report, a reflection of how

we are integrating gender considerations into everything we do. UNICEF’s Gender Action Plan 2014–2017 provides a framework for targeting gender-driven inequities across the board. Priorities include focusing on adolescent health, advancing girls’ secondary education, ending child marriage and addressing gender-based violence in emergencies.

For girls and boys alike, results depend upon effective partnerships. From the global stage to the smallest village, UNICEF partners with other agencies, governments, civil society organizations, private companies, foundations and local communities. We partner with our National Committees on behalf of children in countries both rich and poor. This report demonstrates UNICEF’s commitment to being a trusted partner for children in 2014 through our powerful voice; our leadership in areas of knowledge, supply and innovation; and our

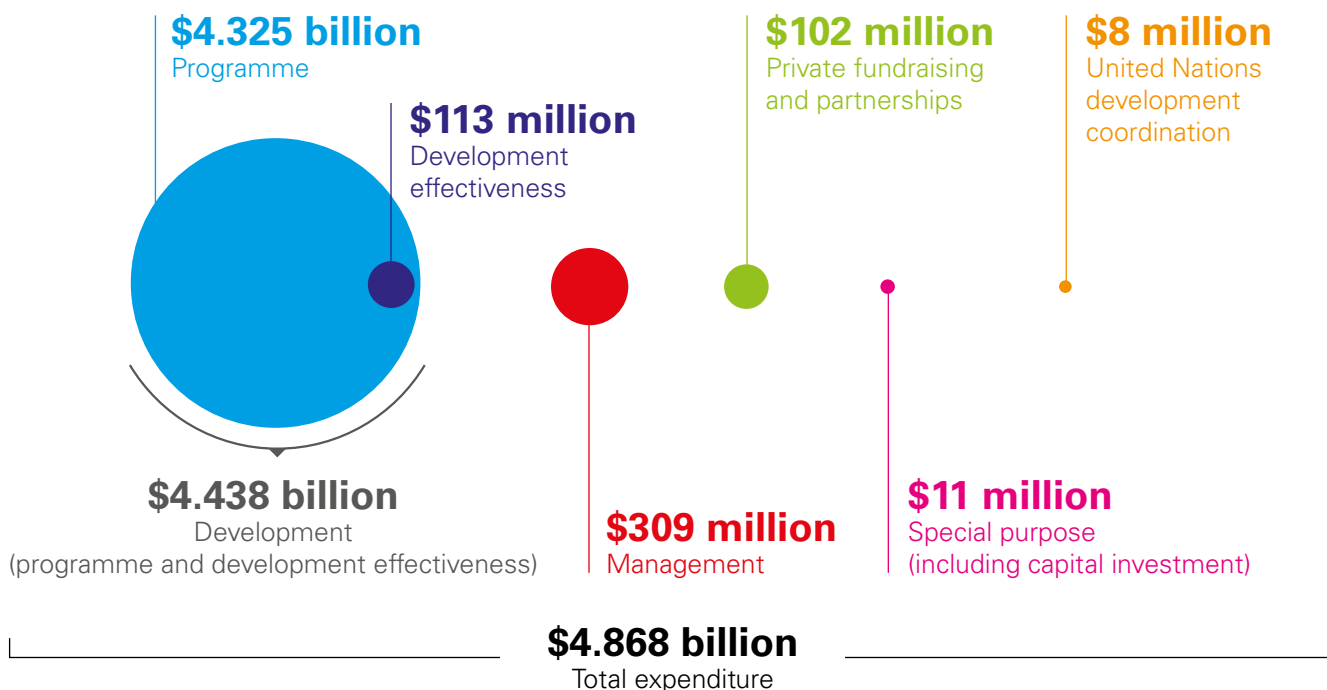
stewardship of resources used to finance programmes that have an impact on children’s lives.

While the report spotlights the results of some key partnerships with the private sector, UNICEF continues to rely heavily on the generosity and commitment of our government partners. In fact, funding from governments accounted for more than two thirds of total revenue received by UNICEF in 2014.

But the real bottom line for the year is not about numbers; it’s about the children UNICEF reached and those who remain in need. Focusing first and most intently on the children left furthest behind – an equity-based approach – was at the heart of UNICEF’s work in 2014. It will remain our highest priority in the years to come.

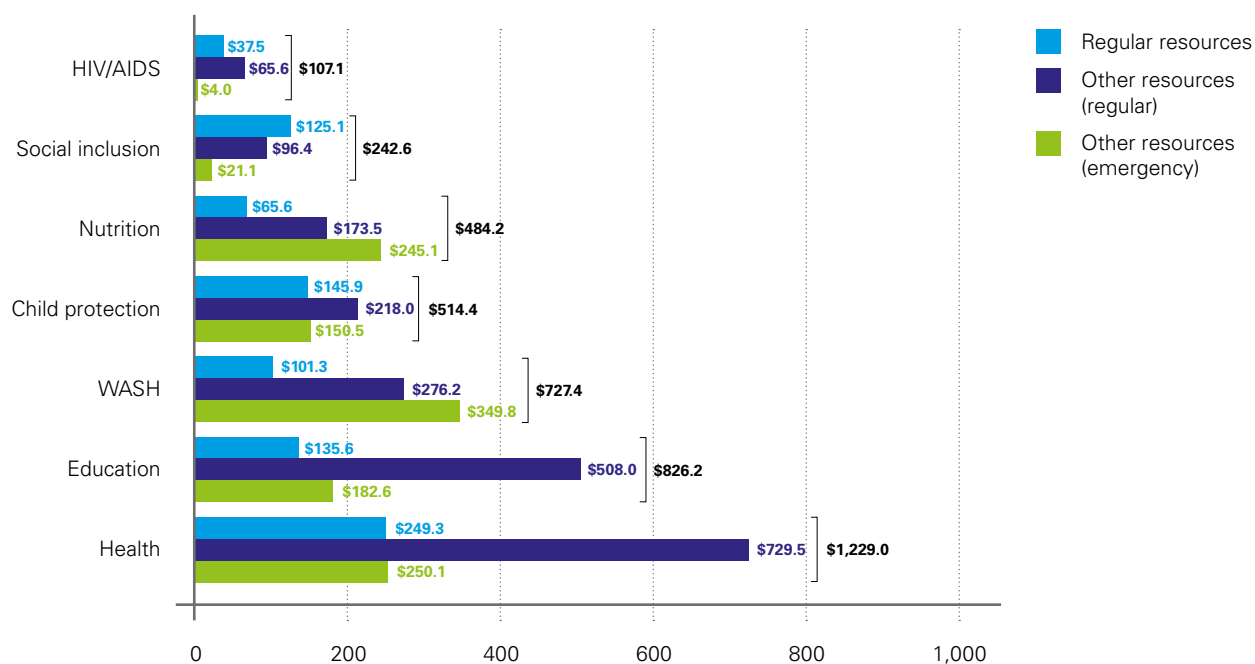
UNICEF expenditure, 2014

(in US dollars)



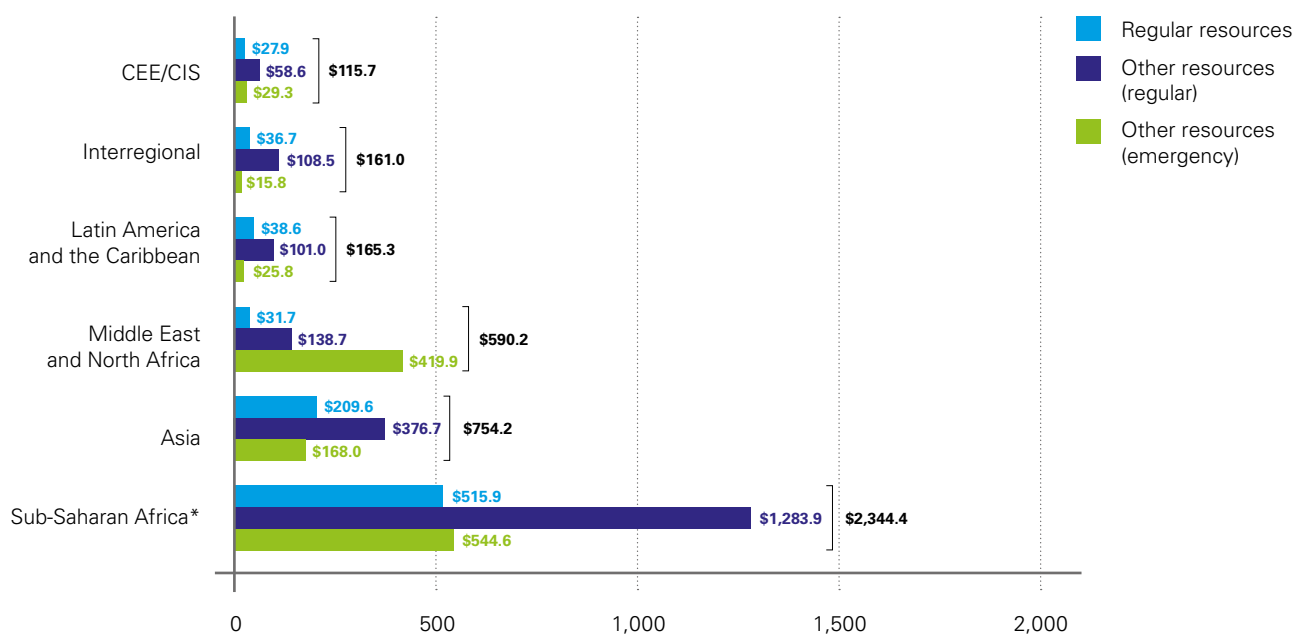
Note: The expenditure in this table is presented on a modified cash basis and reflects cash disbursements and internal obligation documents (such as purchase orders) created in 2013.

Direct programme expense by outcome area, 2014 (in millions of US dollars)



Note: Numbers may not add up because of rounding.


Direct programme expense by region, 2014 (in millions of US dollars)



* Programme expenses for Djibouti and the Sudan are included under sub-Saharan Africa.

Note: Numbers may not add up because of rounding.




 GOVERNMENT OF SIERRA LEONE
 MINISTRY OF HEALTH AND SANITATION
 PRIMARY HEALTH CARE UNIT

CERTIFICATE OF DISCHARGE

This is to certify that

Name: SAMPHA KORDIA
 of
 Chiefdom: KAITA District: MOYAMBA

Village: DEBOMU

Has been successfully managed at the Ebola treatment facility and is now free of Ebola. He does not constitute any risk to the community in any way. He has been adequately counselled, is fit to return to his home and can resume his duty.

Dr. Alhaji Sayni Turay
 District Medical Officer

[Signature]
 MSF OCB,
 Ebola Case Management Center, Bandajuma, SL

Sampha, 14, holds up his Ebola survivor certificate at home in Moyamba district, Southern Province, Sierra Leone.

EBOLA

1

HUMANITARIAN RESPONSE

“ We must defeat Ebola before it defeats everything else we are doing for children in these countries. Communities are showing us the way. ”

••• **Dr Peter Salama**
UNICEF Global Emergency Coordinator for Ebola, November 2014.

Humanitarian action has been central to UNICEF's work ever since its creation in 1946 and is at the core of the new Strategic Plan.

It is also a cornerstone of UNICEF's equity efforts, because children caught in crises are among the most vulnerable of all. UNICEF responded to the needs of millions of children affected by conflict, fragile environments, natural disasters and disease outbreaks in 2014.

An estimated 230 million children around the world live in countries and areas affected by armed conflict. And of the 102 million people affected by natural disasters in 2014, approximately 50–60 per cent were children. In 2014, UNICEF responded to nearly 300 emergency situations in 98 countries.

As the year dawned, UNICEF was supporting children in three major emergencies: Typhoon Haiyan in the Philippines, which had struck in November 2013 (*see pages 18–19*); and continuing conflicts in the Central African Republic and the Syrian Arab Republic. During the course

of the year, three other crises requiring an organization-wide mobilization emerged in Iraq, South Sudan and West Africa, which was experiencing an outbreak of Ebola.

For children, these emergencies represented a massive and often abrupt assault on their well-being. Children were killed or maimed by violence, chased from their homes, separated from their families, cut off from their schooling and put at risk in many other ways.

The Ebola outbreak that began in Guinea in December 2013 was like nothing seen before. By the end of 2014, it had caused 20,206 suspected, probable or confirmed cases in Guinea, Liberia and Sierra Leone. The outbreak crippled already weak health and sanitation systems in these three countries, and had an adverse impact on public services including schooling, routine vaccinations, malaria treatment, and antiretroviral therapy for those living with

Boxes of winter clothes and supplies provided by UNICEF and partners arrive in the Kurdistan Region of Iraq.



© UNICEF/NYHQ2014-2036/Khuzaie



HELPING COUNTRIES BATTLE EBOLA

By the end of December 2014, the number of deaths from the Ebola outbreak in Guinea, Liberia and Sierra Leone had reached 7,905, and about 15,000 children had lost one or both parents to Ebola. Public health concerns kept 5 million children out of their schools after the summer break.

In communities where outbreaks occurred, UNICEF supported local health services and established community care centres where families could take their loved ones who showed Ebola symptoms for observation and care. UNICEF also worked to protect children who lost parents or caregivers. And we supported social mobilization efforts that included going door to door, handing out leaflets, using radio and TV spots and asking local leaders to encourage safe practices. These efforts helped foster community education and behaviour change, empowering people to care for the sick and stop the spread of Ebola.

UNICEF worked closely with governments and many other partners in the three Ebola-affected countries. The World Bank and UNICEF, for example, partnered to provide emergency assistance during the crisis, with the Bank providing \$90 million in funding to UNICEF. This novel cooperation is part of a larger effort to work together in fragile and conflict-affected settings. We will build on this experience with the Bank in the coming years, working through host governments in such areas.

● **Extending Ebola survivors' hands and hearts to children affected by the virus**

At the peak of the epidemic in 2014, people were afraid to hold sick babies and care for children who might have Ebola. In Liberia and Sierra Leone, UNICEF and partners supported an effort in which Ebola survivors looked after children at risk in government interim care centres. The Government of Sierra Leone held five conferences with Ebola survivors. More than 400 people were able to share their Ebola experience, take steps to deal with its psychological effects and learn how they, in turn, could safely care for others in their communities. In particular, they learned how to give affected and infected children the love, care and attention they needed.

● **Shipping by air and by sea**

UNICEF has been one of the largest suppliers of response equipment and supplies for the Ebola epidemic. More than 5,500 metric tons of supplies were shipped to Guinea, Liberia and Sierra Leone in 2014, surpassing the amount shipped to all other emergencies combined. UNICEF worked to source needed items locally, set up supply chains for new products and overcome constrained markets to get the goods – personal protective equipment, chlorine bleach and soap, essential medicines, construction materials and beds, tents and mattresses – to where they were needed.



SHORING UP SYRIAN CHILDHOOD

Four years of conflict in the Syrian Arab Republic have shaken children and families to the core. By mid-2014, 7.6 million people were displaced, and more than 12 million needed humanitarian assistance, including 6 million children. Among the 3.3 million refugees scattered in Egypt, Iraq, Jordan, Lebanon and Turkey were 1.7 million children. Conflict in the Syrian Arab Republic has created the largest current displacement and protection crisis worldwide.

UNICEF's response focused on routine vaccinations and special campaigns to stop polio transmission, reaching 2.9 million children under 5, as well as on the prevention of severe acute malnutrition. With UNICEF support, 15.6 million people had access to safe drinking water, while longer-term interventions aimed at rehabilitating public infrastructure and building resilience. We also provided 2.8 million children with access to learning materials and more than 127,000 with psychosocial support.

UNICEF and partners continued to roll out the No Lost Generation initiative – an integrated approach that began in 2013 to give Syrian children and adolescents, within and outside the country, access to education and a protective environment (*see below*).

During the year, UNICEF provided assistance to 659,500 people in hard-to-reach areas inside the Syrian Arab Republic through 44 missions across conflict lines. In addition, 600,000 people received aid through 21 cross-border convoys from Jordan and Turkey. These missions delivered health kits, supplies for treatment and prevention of malnutrition, water and sanitation materials, and education and recreation kits.

Nearly half of all Syrian refugee children were out of school during the 2013/14 school year. UNICEF advocated for young refugees' access to formal schooling and provided them with more than 735,000 winter clothing kits, more than a third procured locally.

● Ensuring that there is No Lost Generation in the Syrian Arab Republic

Who will teach, heal and build in the Syrian Arab Republic of tomorrow? Syrian *children*, who today have been pushed out of their homes, crossing borders real and metaphorical that they never expected to encounter. That is why so much of UNICEF's response is under the umbrella of the No Lost Generation partnership. The goal is simple. Beyond providing for basic survival needs, such as medical care and shelter, it is to see that children and adolescents – those who are in school and those who are not – have the learning, protection and opportunities they need to grow up to be the country's future builders, leaders and teachers. Kuwait – an emerging UNICEF partner – has been one key to this initiative. Its sustained, direct support has allowed UNICEF to reach some 3.1 million vulnerable Syrians inside and outside the country with life-saving assistance, while also taking measures to build the resilience of both refugees and host communities.

HIV. It also disrupted common social customs like handshaking and hugging.

Some emergency situations did not make the headlines. In Afghanistan, both violence and widespread natural disasters closed schools and forced people into informal settlements. UNICEF, working with its partners, assisted children and women with nutrition and essential health services, access to safe drinking water and appropriate care for unaccompanied or separated children. More than 100,000 Afghan children under 5 who suffered from severe acute malnutrition were admitted for treatment.

Meanwhile, UNICEF continued to help children in Colombia, which has seen more than 50 years of armed conflict and has one of the largest internally displaced populations in the world. Almost 2 million children had been affected by the conflict – including those recruited by illegal armed groups and subjected to sexual violence – as of the end of 2014.

Other crises occurred in Ukraine, where UNICEF provided safe drinking water to 60,000 people, and in the State of Palestine, where we provided psychosocial support for 230,000 children affected by

fighting in Gaza. Many more details of our 2014 emergency work in all countries can be seen at <www.unicef.org/appeals>.

Throughout the year, UNICEF procured and shipped emergency supplies, coordinated plans with other United Nations agencies and governments, and delivered life-saving humanitarian assistance. We used data, evidence and innovative technologies to reach children affected by emergencies, particularly the most disadvantaged among them. And we built on data and evidence to improve on our response from one crisis to the next.

UNICEF leveraged such innovations as biometric identity mapping systems to dispense cash grants benefiting the most vulnerable Syrian refugee children in Jordan. Special cash machines equipped with iris-scanning technology put money directly in refugee families' hands. In Lebanon, local mapping identified the places where the vast majority of Syrian refugees and vulnerable Lebanese were living, and UNICEF and partners brought in a suite of health, sanitation, education and child protection assistance to those most in need (*see pages 12–13*). In Yemen, UNICEF used evidence and analysis around vulnerability to bring essential health services to the most marginalized children in key districts.

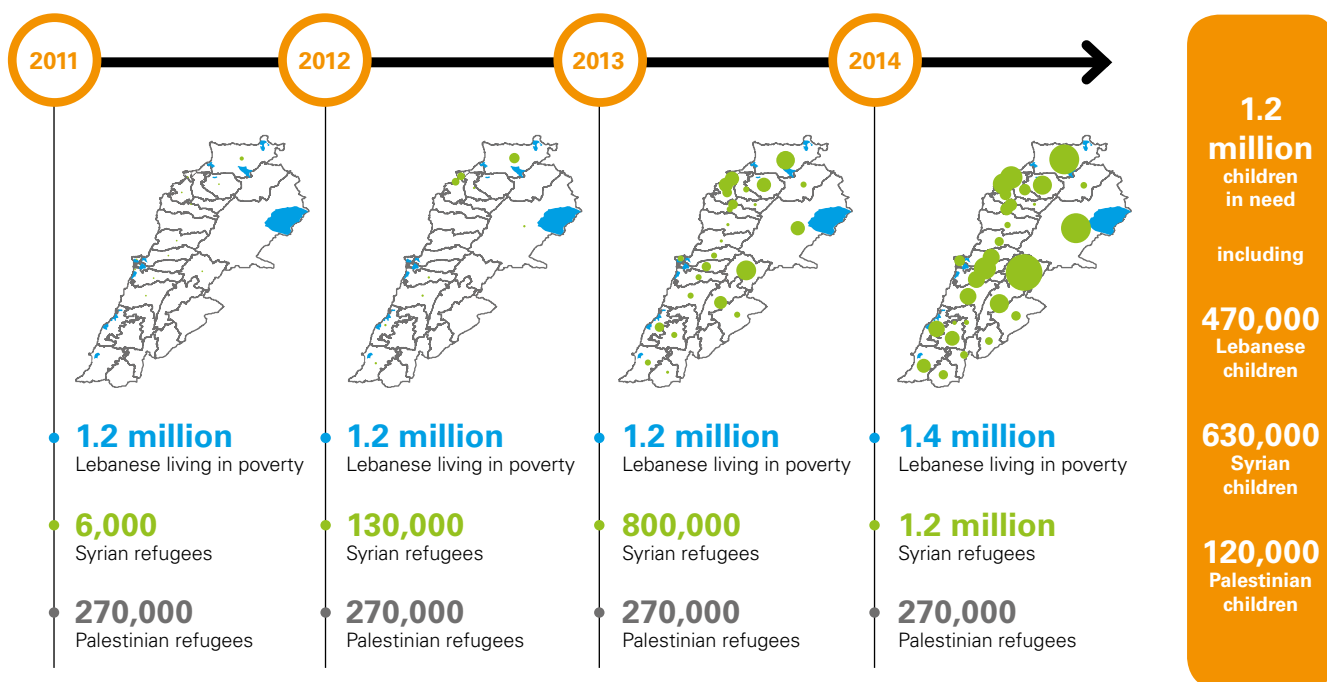
● Amplifying the voices of children

Every child can tell a story. In collaboration with the European Commission and UNICEF National Committees in Greece, Ireland, Italy, Poland, Slovenia and Spain, UNICEF launched the Voices of Children campaign in May 2014, featuring the stories of Aya (from the Syrian Arab Republic), Michel (from the Philippines) and Chamsia (from Chad). Introduced by European celebrities and UNICEF Goodwill Ambassadors, the campaign used dedicated websites, social networks and traditional media, and invited the public to amplify the children's voices and their stories.

Equity in action: Mapping vulnerability in Lebanon

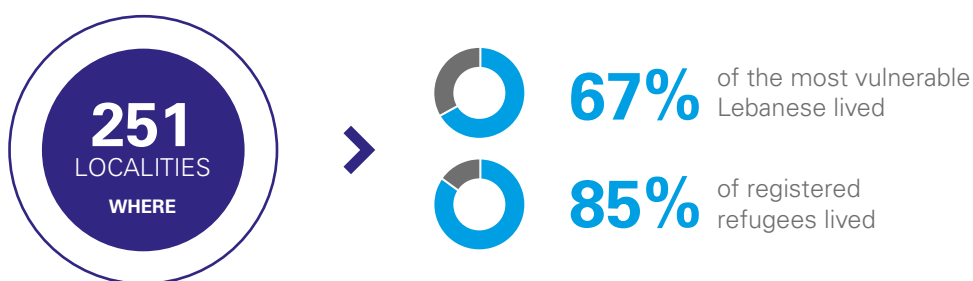
UNICEF worked closely with the Government of Lebanon in 2014 to respond equitably to the needs of both a growing refugee population from the Syrian Arab Republic and 1.4 million Lebanese living in poverty. Detailed mapping helped identify where the most vulnerable children and families were concentrated. By providing multiple services to these households at key delivery points, UNICEF and its partners were better positioned to meet the needs of the most vulnerable children.

The number of refugees in Lebanon grew steadily from 2011 through 2014



How it worked

UNICEF and the government created a map that overlaid the locations of Syrian (and Palestinian) refugees from the Syrian Arab Republic with the locations of the poorest Lebanese, as well as the locations of Palestinian refugees already living in Lebanon. This map showed:



➤ *A comprehensive picture of vulnerability allows UNICEF and its partners to provide services efficiently and reach the most people in need.*

Programme sectors

UNICEF and our partners in Lebanon have been providing services in four key sectors:

WATER, SANITATION AND HYGIENE

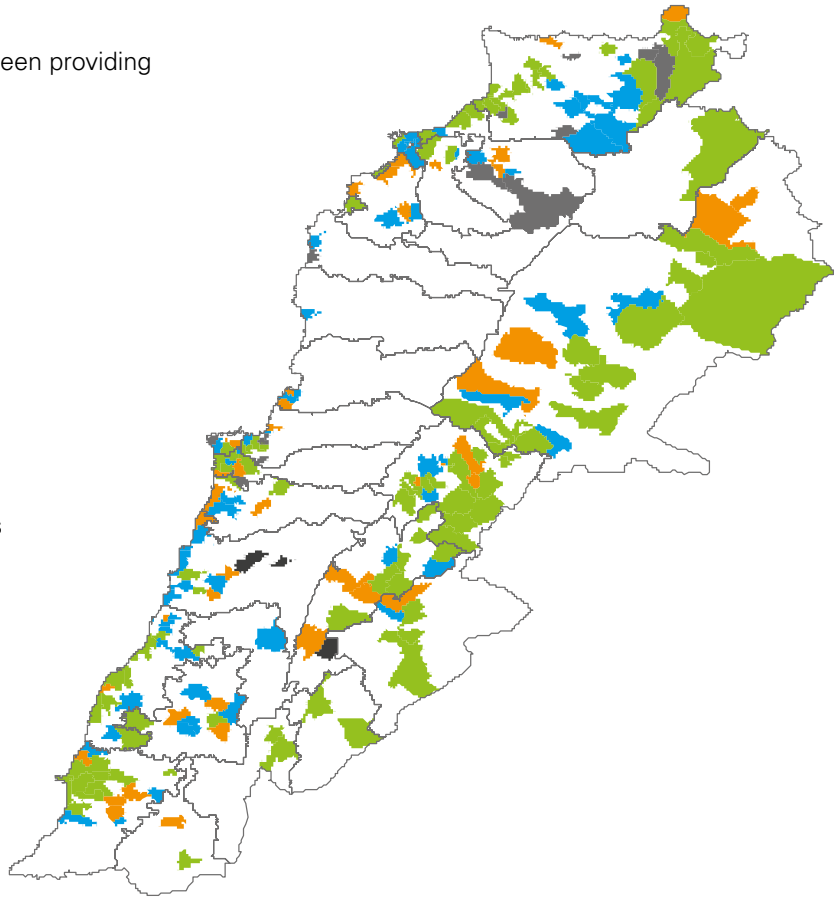
EDUCATION

CHILD PROTECTION

HEALTH AND NUTRITION

Services provided in the 251 target localities – shown by number of programme sectors active in each location:

- 0 sectors active
- 1 sectors active
- 2 sectors active
- 3 sectors active
- 4 sectors active



UNICEF and partners' gateways to reach the most vulnerable in Lebanon

Public schools



1,278

Social development centres



57

Primary health-care centres



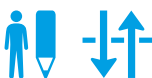
206

Informal settlements



1,637

UNHCR registration centres and border crossings



8

Community centres



20

Palestinian camps



12

Palestinian gatherings



3

Across 35 countries affected by both conflict and natural disaster in 2014, UNICEF and partners took action to prevent and respond to different forms of gender-based violence. These efforts included training more than 425,000 women, girls, men and boys on how and where to seek support for addressing gender-based and sexual violence. We also trained more than 8,500 service providers in responding to such violence.

UNICEF created two new kits – the Immediate Response WASH and Dignity Kit and the Family Hygiene and Dignity Kit – after extensive research involving women and adolescent girls living through humanitarian crises. The kits, which became available in 2014, include menstrual hygiene products, and flashlights to enhance personal safety.

The organization-wide response to the acute humanitarian needs of millions of children was not without its challenges. Insecurity was high in areas of the Central African Republic, Iraq, the Syrian Arab Republic and elsewhere. The funds received were less than the amount required for a full response in almost every emergency where UNICEF worked.

Staff surge deployments reached 934 in 2014, compared to 755 in 2013. Nearly 90 per cent of surge deployments were for emergencies requiring organization-wide action, including 285 as part of the Ebola response. UNICEF supply operations met a vast array of children’s humanitarian needs with emergency supplies procured for use around the globe.

UNICEF continued to strive for greater efficiency and effectiveness in humanitarian work, engaging with partners in a series of consultations designed to enhance our crisis response. In 2014, this work resulted in better support to staff in complex, high-threat environments.

In countries affected by humanitarian emergencies, UNICEF worked closely with governments and other partners to ensure that the long-term development needs of children, and in particular the most vulnerable children, were kept in focus. UNICEF’s development efforts promote resilience, which helps families withstand crises if they occur. We are uniquely positioned to link humanitarian work with development work because of our experience with helping to meet the entire range of children’s needs.

“ Wherever you see this terrible violence, you will also see more numbers of those trying to help. ”

••• **Mia Farrow**

UNICEF Goodwill Ambassador, on a trip to the Central African Republic, July 2014.



REACHING THE HARD- TO-REACH IN SOUTH SUDAN

When conflict erupted in South Sudan in late 2013, people were confronted with displacement, hunger, disease and widespread rights violations. By the end of 2014, violence had almost completely disrupted basic social services across more than half of the country. Around 1.9 million people had fled their homes, among them approximately 750,000 children. Nearly 500,000 South Sudanese sought refuge in neighbouring countries in 2014, primarily in Ethiopia, Kenya, the Sudan and Uganda.

The number of children suffering from severe acute malnutrition doubled as a result of the conflict, and school doors closed to 400,000 children. Meanwhile, armed forces and groups recruited thousands of children, and many – particularly girls – became vulnerable to gender-based violence.

In early 2014, UNICEF and partners sought ways to extend humanitarian aid to hundreds of thousands of people living in remote areas affected by conflict. In South Sudan, assisting hard-to-reach children and families became possible when an initial donation by the IKEA Foundation jumpstarted a Rapid Response Mechanism, or RRM (*see below*), which subsequently operated primarily with funds from UNICEF's regular resources. UNICEF, with the World Food Programme and other partners, went from helping 90,000 people early in 2014 to reaching more than 600,000 (including 127,000 children) by the end of the year. The South Sudan RRM uses a nutrition lens to prioritize locations for intervention. It complements food distribution with nutrition screening and treatment referral, provision of safe water and life-saving immunizations, and access to education and child protection. One fourth of cases of unaccompanied and separated children identified and referred to follow-up in 2014 came through these joint efforts.

● Extending the arm of equity with the Rapid Response Mechanism

The Rapid Response Mechanism proved to be an effective way to bring timely, life-saving assistance to vulnerable children and families in 2014 – including those unreached by UNICEF's local partners because of their geographical location or lack of security. This mobile mechanism provides for assessments of humanitarian needs and the delivery of life-saving support, including direct implementation of such activities as vaccinations and nutrition screenings. UNICEF, together with key United Nations and NGO partners and with support from donors, has implemented RRM in the Central African Republic, Iraq and South Sudan; UNICEF is also leading the mechanism in the Democratic Republic of the Congo. Carried out in different contexts and with different partners, RRM provide a fast and reliable way to deploy multisectoral humanitarian teams and emergency assistance to children and families.



NO PLACE TO
BE A CHILD IN
THE **CENTRAL
AFRICAN
REPUBLIC**

More than 2 million children were deeply affected by violence in the Central African Republic in 2014. Children were displaced, separated from their families, raped, maimed and killed. The number of children forcibly recruited into armed groups was estimated at nearly 10,000. Many children and families lacked access to health care, safe drinking water, adequate sanitation facilities and services for HIV and AIDS. Nearly 1.4 million people were food-insecure. And by year's end, about 850,000 people remained displaced from their homes. Just over half of them were in the Central African Republic, the others having fled to neighbouring countries in the region.

This emergency tested UNICEF's ability to deliver at scale in a complex and volatile situation. In the end, we facilitated the measles vaccination of close to 238,000 children under 5, reached more than 1.14 million with polio vaccine and provided children with education, sanitation and nutrition services. UNICEF also effected the release of more than 2,800 children from armed groups, provided psychosocial support, assisted survivors of gender-based violence and helped reunite separated children with their families. We coordinated a Rapid Response Mechanism that extended the reach of humanitarian care as well.

A grandmother from a family that fled violence in the Central African Republic watches over her napping grandchildren.



© UNICEF/PFPG2015-2454/Logan



RESPONDING TO PROTECTION VIOLATIONS IN IRAQ

After years of conflict in Iraq, increasingly interlinked with fighting in the neighbouring Syrian Arab Republic, threats to the well-being of Iraq's children and women did not let up in 2014. Violence swept people from their homes. Polio reappeared in the country after a 14-year absence. Winter added a layer of extreme physical challenges to people who had been displaced and whose lives had been uprooted.

Some 5.2 million people in Iraq required humanitarian assistance in 2014, including 1.7 million in inaccessible areas controlled by armed groups. Half the country's 2.2 million displaced individuals, scattered across thousands of locations, were children. Iraq also continued to host more than 210,000 Syrian refugees, two thirds of them women and children with specific protection needs.

With the Iraqi Ministry of Health and the World Health Organization (WHO), UNICEF vaccinated 5.6 million children against polio. A total of 757,000 people gained access to safe drinking water and 600,000 to hygiene supplies. And UNICEF helped more than 215,000 children continue their education, while others benefited from child-friendly spaces providing opportunities for recreation and a sense of safety. Approximately 160,000 children received winter clothing and winterization items. UNICEF also verified and documented more than 2,500 cases of grave child rights violations, which underscored the need for greater protection for Iraq's children.

A Rapid Response Mechanism set up with partners provided more than 380,000 displaced people with portable lightweight supply kits. Each kit contained adult hygiene items, 12 litres of drinking water, 12 kg of food rations and a jerry can – sufficient for a family on the move for up to seven days.

“ Every night I dream of being back at my school, with my teacher teaching me, my parents returned to me. We'd live in peace and quiet in our house, and all would be right with the world. ”

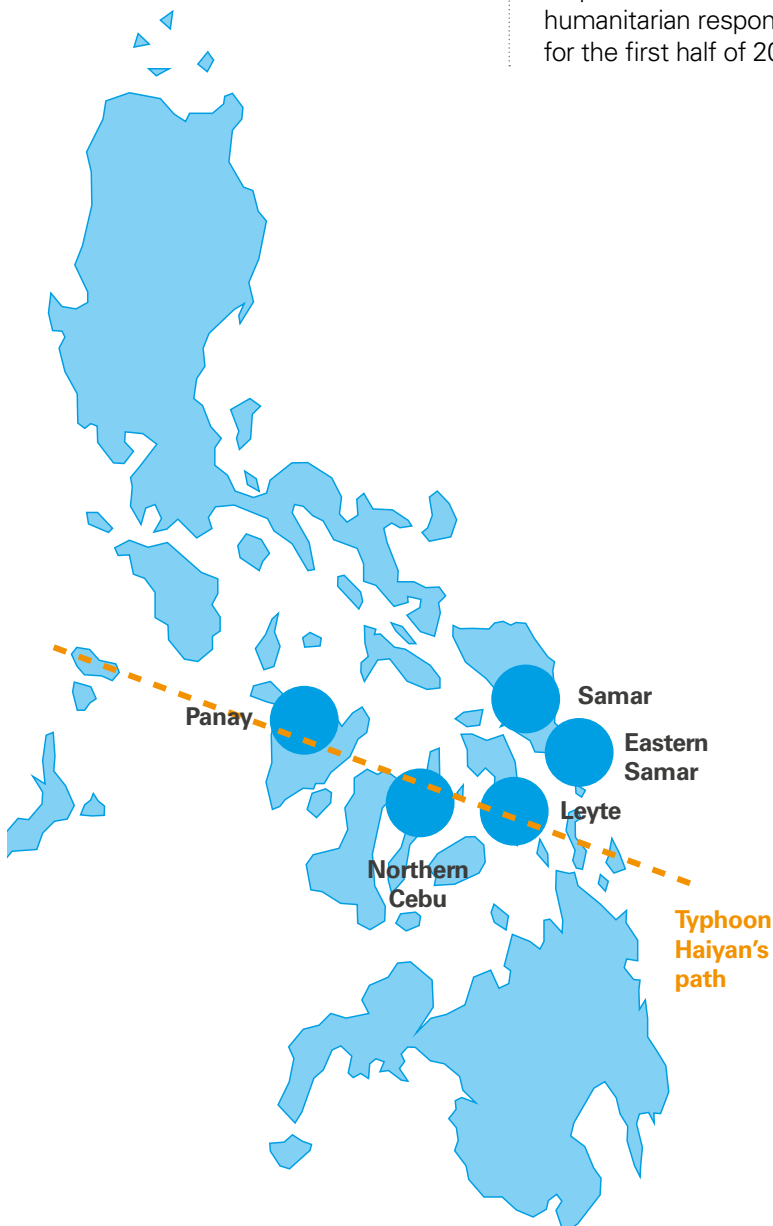
••• Noor, age 8

Beharka camp for displaced persons, Iraq, September 2014.

Meeting humanitarian needs with an eye to the future: Response to Typhoon Haiyan

On 8 November 2013
TYPHOON HAIYAN
 struck the Philippines

Fierce winds and massive storm surges in low-lying coastal communities killed more than 6,000 people. The typhoon flattened schools, homes and health centres. The hard-hit coastal and inland areas of Leyte, Samar, Eastern Samar, Northern Cebu and Panay were already among the most vulnerable in the Philippines, with 40 per cent of children living in poverty. UNICEF launched its humanitarian response immediately and stayed in emergency mode for the first half of 2014.



14
 MILLION
 TOTAL AFFECTED



4.1
 MILLION
 TOTAL DISPLACED



5.9
 MILLION
 CHILDREN AFFECTED



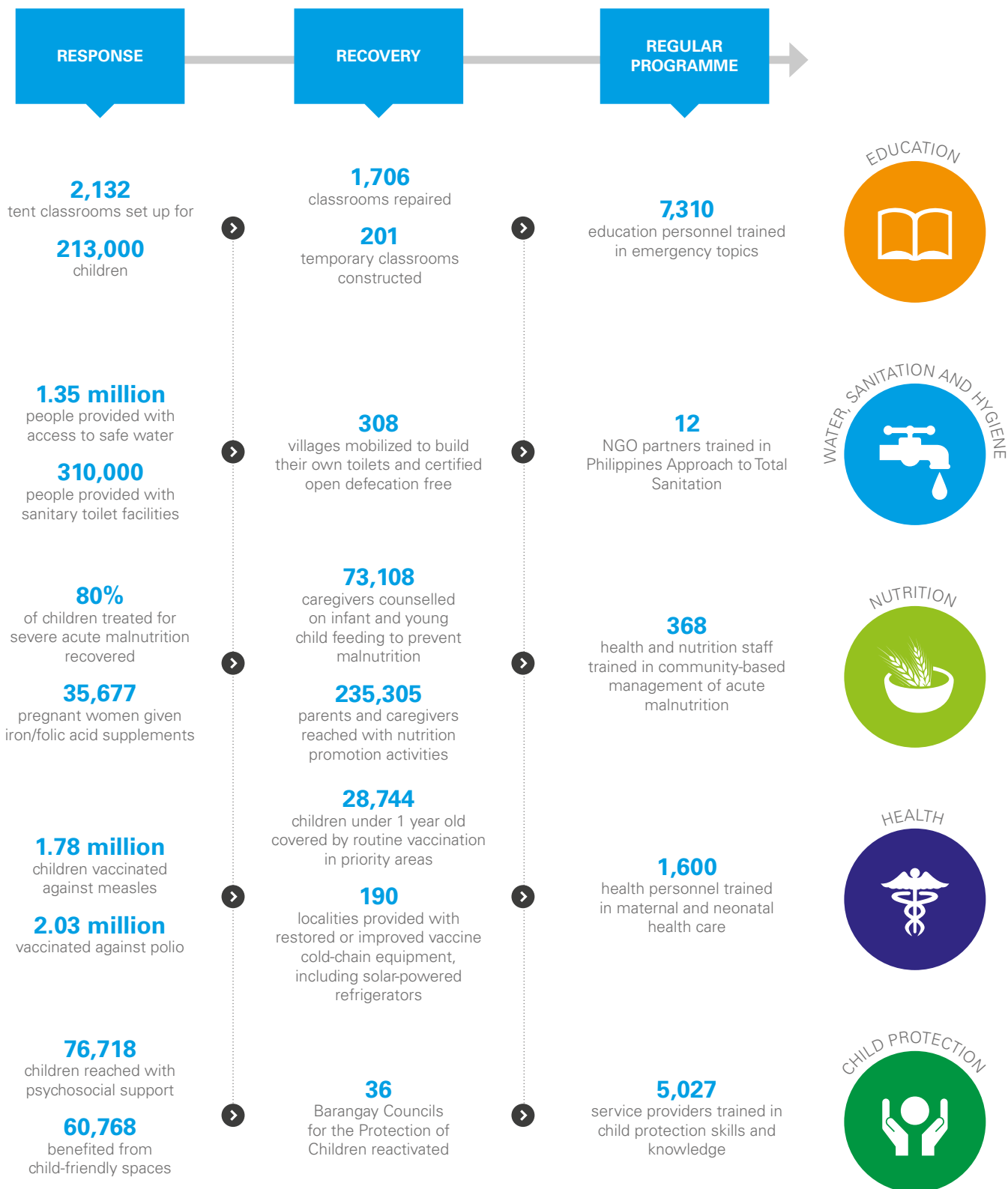
1.7
 MILLION
 CHILDREN DISPLACED




> UNICEF's response was wide-ranging.

Working with communities, government counterparts, civil society and a wide range of local and international partners, we set out first to meet children's urgent needs and then to build their security and resilience.

By July 2014, the humanitarian phase was over and the focus shifted to recovery and rebuilding.



Each aspect of our work enhances the others.



A mother sits with her young daughter and baby boy in Papua province, Indonesia, where UNICEF works to provide health services for families in remote villages.

2

PROGRAMME PRIORITIES

“ UNICEF programmes focus on the most disadvantaged children, including those living in fragile contexts... ”

... UNICEF
Strategic Plan 2014 – 2017

UNICEF's new Strategic Plan is a road map for realizing our commitment to a fair chance for every child.

Covering the period from 2014 through 2017, it lays out our work on behalf of children's right to be healthy, to drink safe water, to learn, to be well nourished, to receive social support and protection, to have access to HIV prevention, treatment and care.

In 2014, UNICEF led or participated in important global and regional partnerships in every area of our work. Many of our child health efforts supported the United Nations Secretary-General's initiative on women's and children's health, Every Woman Every Child. The Government of Canada, an important champion in this area, continued advocating with UNICEF and other partners on the importance of maternal, newborn and child health in the global development agenda; to that end, Canada convened the 'Saving Every Woman, Every Child: Within Arm's Reach' summit in May. In addition, UNICEF anchored the secretariat for A Promise Renewed, a movement

aimed at ending preventable maternal and child deaths. And we were core players in the Scaling Up Nutrition (SUN) movement, Water and Sanitation for All, the GAVI Alliance, the Global Partnership for Education and many other international partnerships.

UNICEF implemented country programmes with governments, and supported them in carrying out their development priorities. We also partnered with donor-country governments, other United Nations agencies, national and local organizations and a vast array of civil society organizations. UNICEF generated and shared evidence on key aspects of child well-being in support of policies benefiting children. While accelerating action towards meeting the MDGs, which have an end-date of 2015, we worked to promote children as a priority in the post-2015 Sustainable Development Goals.

WATER, SANITATION AND HYGIENE

In 2014, with UNICEF support, nearly 32 million people in various development and humanitarian contexts – many of whom are the most marginalized in their societies – gained access to improved drinking water. Nearly 16 million gained access to sanitation. More than 19,000 communities – home to 9.3 million people – were certified as open defecation free. UNICEF equipped health centres and schools with WASH facilities, benefiting millions of children, and helped countries set up national systems to monitor equity of access to water and sanitation services.

UNICEF also innovated. WASH supply innovations in 2014 included latrine slab add-ons (stools for the elderly and people living with disabilities); potties for young children; semi-rigid jerry cans that optimize transportability and usability; improved hygiene and 'dignity' kits; and new technologies for emergency household water treatment under development with university partners.

Lack of access to water and sanitation services disproportionately affects the lives of women and girls. In 2014, UNICEF

Boys from displaced families in Iraq's Yazidi community find water and bathe in Dohuk Governorate after days of walking.



© UNICEF/NYHQ2014-1253/Khuzai

“ It used to be a long walk [to fetch water] with my sisters in the cold winter and the summer heat. Now we can all focus on our studies and play with our friends. ”

••• **Ahmad El-Assawi, age 7**

UNICEF installed a brackish-water desalinization plant at the Nuseirat refugee camp in Gaza, State of Palestine, where he lives.



SETTING THE STAGE FOR TOTAL SANITATION IN VIET NAM

Most people without proper sanitation in Viet Nam live in remote areas and have minimal access to resources and information. Working with multiple partners, including the World Bank and the government, UNICEF has provided technical assistance to help set the stage for effective community-led action towards total sanitation. Comparing poverty levels with access to sanitation in four selected provinces helped local decision makers focus resources where they were most needed. Community mobilization helped create demand for better sanitation. Artisans and entrepreneurs were trained in constructing latrines from local materials. And local authorities helped the poorest people access loans. As a result, more communities are certified as open defecation free – and the government is committed to scaling up.



IDENTIFYING WHERE TO INVEST RESOURCES IN PAKISTAN

Ninety-nine per cent of the wealthiest people in Pakistan have access to sanitation, while only 19 per cent of the poorest do. In 2014, the Pakistan Approach to Total Sanitation programme delivered better access to sanitation for 1.2 million people in 23 districts characterized by a low child well-being index, high risk for polio and poor nutrition status. Communities themselves identified the most vulnerable households, who were involved in decision-making and helped build latrines for their own families – leading to positive changes overall.

provided more than 1.7 million women and girls affected by humanitarian crises with menstrual hygiene products. In South Sudan, hygiene kits were provided to 500,000 women and girls affected by conflict. In Iraq, UNICEF helped establish latrines, showers and bathing units that

ensured the privacy and protected the dignity of women and girls in camps for the displaced. Everywhere they operated, UNICEF's WASH programmes and advocacy efforts encouraged the strong voice and decision-making involvement of women and girls.



DRIVING
TRANSFORMATIONAL
CHANGE THROUGH
PUBLIC-PRIVATE
PARTNERSHIPS

Since 2012, Unilever Foundation and Domestos, Unilever's leading toilet hygiene brand, have partnered with UNICEF to drive measurable change in addressing WASH issues, with a focus on sanitation. The partnership has reached 1.3 million people through a holistic approach composed of behaviour change interventions, sanitation marketing and advocacy. Approximately half of them are benefiting from the improved health, safety and dignity of living in open defecation-free communities.

HEALTH

The lives of 6.3 million children under 5 were lost in 2013, mostly due to preventable causes. In 2014, UNICEF's commitment to end these preventable deaths translated into a full slate of work: research, data collection and analysis; advocacy within countries for improved policies; coordination of global and regional programmes and partnerships to strengthen health systems; and provision of adequate and consistent supplies of essential health commodities.

UNICEF procured 2.71 *billion* doses of vaccine for 100 countries, sufficient for 40 per cent of the world's children, and facilitated or arranged funding for a number of immunization campaigns and for routine immunization. Our partner Procter & Gamble, for example, continued to support UNICEF by raising donations for vaccines to help protect 100 million women and their babies against maternal and neonatal tetanus, a preventable disease that kills 49,000 newborns every year. Other immunization

efforts helped contain polio in Nigeria and Somalia, something that proved more difficult in Afghanistan and Pakistan because of conflict and instability.

We also promoted maternal health through active involvement in key global initiatives, including Every Woman Every Child. And we began to articulate a comprehensive strategy focused on reaching adolescent girls through health-care entry points and various other sectors, including HIV and AIDS, WASH, education and nutrition.

Neonatal deaths are increasing as a share of all under-five deaths, and the burden of

newborn death falls most heavily on the poorest families – once again starkly raising the issue of equity. Newborns were a focus of UNICEF’s global efforts around child and maternal health in 2014. Together with WHO, we launched the Every Newborn Action Plan, which was promptly endorsed by all 193 member states at the World Health Assembly. This initiative seeks to significantly reduce neonatal mortality and stillbirth within a generation. Concerted focus on newborn health was also reflected in the annual reporting for A Promise Renewed, which provided data and analysis of trends and challenges in newborn health.



Crucial funding from private philanthropists pooled by the National Philanthropic Trust, and enduring partnerships with Rotary International and the Bill & Melinda Gates Foundation, made it possible to train health-care workers, supply vaccines and empower communities to participate actively in polio eradication efforts. Corporate partner easyJet, one of Europe’s largest airlines, has been working with UNICEF through the Change for Good fundraising partnership since 2012; in 2014, easyJet raised \$2.4 million and joined UNICEF’s efforts to eradicate polio. A UNICEF partnership with the Greek professional football club Olympiacos FC helped secure needed vaccines against polio and other childhood diseases. This is part of an ongoing UNICEF immunization campaign that resulted in 600,000 babies under 1 year old in Chad being immunized against polio and other diseases between January 2013 and June 2014 – and in the purchase of 242 solar-powered vaccine refrigerators. Chad is one of the countries with the highest proportion of unimmunized children.



ADVANCING THE POLIO ENDGAME IN NIGERIA

Since the establishment of the Global Polio Eradication Initiative (GPEI) in 1988, polio incidence has been reduced globally by 99 per cent. Tackling the remaining 1 per cent is crucial to achieving eradication – and extremely difficult because these cases often occur among children who are underserved or live in places that are hard to reach or affected by conflict. Nigeria is one of the world’s three remaining polio-endemic countries. UNICEF worked closely with the government, local leaders and GPEI partners to identify communities in the polio-endemic states in northern Nigeria where children were either under-immunized or not vaccinated. A new initiative, health camps, delivered to these communities not only the polio vaccine but also a package of other high-impact health and nutrition interventions. In 2014, more than 7 million doses of vaccine were delivered. As a result, wild poliovirus cases dropped from 53 in 2013 to only 6 in 2014.



BRIDGING HEALTH-CARE GAPS TO HELP BABIES IN INDIA

In India, the burden of neonatal deaths and stunting falls on many remote, tribal or conflict-affected districts. To diagnose and intervene appropriately, UNICEF and the Ministry of Health carried out district-level gap analyses focused on supply and demand for health services. In Rajasthan state, UNICEF worked closely with local leaders in tribal districts. Within a year, institutional deliveries increased by 8 per cent, and stillbirths declined by 9 per cent in 115 health facilities with heavy caseloads. At the state level, 50,000 newborns received care in 36 Sick Newborn Centres, and 4,500 children with severe acute malnutrition received services at 47 Nutrition Rehabilitation Centres.



USING BETTER EVIDENCE TO SHAPE LOCAL RESOURCE USE IN INDONESIA

There has been considerable progress in improving child survival in Indonesia over the past 20 years. Yet under-five and infant mortality remain three times greater in the poorest households than in the wealthiest, and some areas of the archipelago fare much worse than others in infant and child survival. To address these disparities, UNICEF has focused on helping local health authorities improve monitoring and planning, and make the best use of their local resources based on the evidence. In Aceh Timur district, monitoring showed that parents were afraid that zinc supplements – to treat diarrhoea – would make their children sick, so these parents did not use them. Because midwives lacked the capacity to provide parents with the correct information, UNICEF’s focus shifted to training the midwives and helping them keep logs of their experiences, to enable real-time monitoring. The result? An increase of 40 per cent in zinc uptake between 2013 and 2014.



PROVIDING HIV SERVICES FOR ADOLESCENTS AT RISK IN **BRAZIL**

Fique Sabendo Jovem (Youth Aware), a project funded by the M·A·C AIDS Fund and implemented by UNICEF and the local government in Fortaleza, Brazil, provided HIV and STD testing services to high-risk adolescents and young people in 2014. Peer outreach was used to recruit adolescents to a mobile health clinic for testing and follow-up services for those who test HIV-positive. Among adolescent boys and girls, 70 per cent were tested for the first time.



TEACHING STUDENTS WITH HEARING IMPAIRMENTS ABOUT SAFER SEX IN **GUINEA-BISSAU**

Prompted by activists involved with school-based HIV education, UNICEF partnered with ALTERNAG, a local NGO, to undertake a study on how Guinea-Bissau's national school for children with hearing impairments teaches them about HIV, sex and sexuality – and on children's knowledge of these areas. The findings pointed to a need to address the specific teaching and learning needs of students in order to reduce their vulnerability to unprotected sex, school drop-out due to early pregnancy and other risks. These efforts pioneered open communication on HIV and sexuality in sign language with subsequent programming in 2014 bringing new ways to train teachers, raise the level of student engagement and increase awareness of HIV.



PINPOINTING BOTTLENECKS IN PREVENTION OF MOTHER-TO-CHILD TRANSMISSION OF HIV IN **SOUTH AFRICA**

In South Africa, an estimated 270,000–300,000 HIV-positive women become pregnant each year. It is critical that every pregnant woman and her baby receive a comprehensive package of quality maternal and child-health interventions for the prevention of mother-to-child transmission of HIV. It is equally critical to track the coverage and quality of service delivery for these women and children at all levels: community, facility, district, provincial and national. In 2014, work continued on establishing and decentralizing an innovative 'traffic light' dashboard of key indicators, which is used to monitor services and identify bottlenecks in delivery. A stocktaking exercise was also completed across the country, and UNICEF supported revision of guidelines towards the goal of lifelong treatment for all HIV-positive women who are pregnant or breastfeeding.

HIV AND AIDS

The world has seen tremendous progress in the fight against AIDS, but inequities persist. Antiretroviral therapy coverage for people living with HIV in all low- and middle-income countries at the end of 2013 was 37 per cent for adults, but only 23 per cent for children 1–14 years of age. AIDS is now the leading cause of death among adolescents in Africa and the second most common cause of death among adolescents globally. In 2013, an estimated 120,000 adolescents died of AIDS-related illnesses.

Nearly two thirds of new HIV infections among adolescents in 2013 were in

girls aged 15–19. Gay and bisexual adolescent boys, transgender adolescents, adolescents who are sexually exploited through selling sex, and adolescents who inject drugs are also disproportionately affected. Many adolescents from these key affected populations are never diagnosed – let alone treated – because they fear repercussions if they seek information, enter prevention programmes or get tested for HIV. UNICEF’s work on HIV and AIDS seeks greater equity in access to HIV-related knowledge, services and treatment among the most vulnerable populations.

A woman living with HIV in Mbeya City, United Republic of Tanzania, holds her baby, who tested negative for HIV thanks to effective prevention of mother-to-child transmission of the virus.



© UNICEF/PFPG2014-1270/Bisin



TREATING
SEVERE ACUTE
MALNUTRITION
IN THE
**SUDAN AND
CAMBODIA**

In the Sudan, severe acute malnutrition (SAM) affects 550,000 children a year, putting them at high risk of dying. This problem spans humanitarian, transition, recovery and development contexts. In response, UNICEF has supported the government and partners to better reach and treat children by improving the country's nutrition policy environment over the last two years. In 2013, UNICEF and the government prepared an evidence-based policy brief that catalysed these efforts. Data showed a clear difference between nutrition levels in rural and urban areas, and how malnutrition affects both conflict and non-conflict areas of the country. Places with the highest rates of malnutrition were mapped against coverage of nutrition and water and sanitation services. A better picture of where the most deprived children were living emerged, resulting in a shifting in priorities to try and meet their needs. These efforts tripled the number of children treated annually for SAM between 2010 and 2014.

Equitable access to treatment for SAM is also a priority in Cambodia, especially in impoverished urban settings. UNICEF has helped the Government of Cambodia expand its programme to manage SAM through free transport to treatment sites and food allowances for caregivers. In 2014, approximately 100 out of 5,000 urban poor children screened for malnutrition received treatment for SAM, while another 400 received nutrition counselling. The proportion of children receiving three follow-up visits jumped from 26 per cent in 2012 to 61 per cent in 2014, with the majority successfully treated.



FOCUSING ON
INFANT AND
YOUNG CHILD
FEEDING IN
BURKINA FASO

One million children suffer from stunting in Burkina Faso, reflecting a high prevalence of malnutrition propelled in part by suboptimal infant and young child feeding (IYCF) practices. To accelerate reductions in stunting, since 2013 UNICEF has worked with the government to develop and implement a national plan to scale up optimal IYCF practices. The goal is to reduce the number of stunted children by 40 per cent in the next 10 years. As part of the testing phase of its community component, the plan implemented delivery mechanisms and participatory and promotional approaches, starting in 2013, in Nord district – chosen for its high malnutrition and poverty levels. A 2014 evaluation showed that such an integrated approach to improve IYCF practices through the life cycle has potential for scale-up to additional regions where the levels of poverty and stunting prevalence are high.

NUTRITION

The human and economic costs of poor nutrition are substantial, and investing in nutrition is increasingly seen as a key development priority. Millions of children are at high risk of dying every year due to severe acute malnutrition. In 2013, 161 million children suffered from chronic malnutrition – often combined with deficiencies in crucial vitamins and minerals. The causes of these forms of undernutrition are often linked to suboptimal quality and frequency of infant feeding, high incidence of infectious diseases and poor maternal nutrition and health.

In 2014, UNICEF continued to promote early and exclusive breastfeeding to give children the best start in life. We also advocated for nutrition supplementation programmes for pregnant women and young children, then helped governments design and implement

them. In addition, we supported proven interventions to reduce stunting levels and treat children with severe acute malnutrition. UNICEF helped 91 countries develop or revise national policies in order to improve nutrition practices and make them more equitable.

Adequate nutrition provides a basis for young children’s proper development for the rest of their lives and is a key component of early childhood development. UNICEF made significant advances in this area in 2014. A gathering of world-class neuroscientists elaborated the ways early experience influences brain development and functioning. And approximately 1.5 million caregivers living in emergency settings received training in early childhood stimulation as part of UNICEF’s work on infant and young child feeding.

Hadrami, 9 months old, starts on a course of nutrient-rich therapeutic milk to treat his severe acute malnutrition in Mauritania.



© UNICEF/PFP2015-2070/Bjogvinsson



TACKLING
EDUCATION
INEQUITIES IN
**MEXICO AND
PERU**

In Mexico, a greater proportion of girls than boys attends school. But for the country's indigenous communities, the opposite is true. Indigenous girls face barriers keeping them from school: lack of teaching in their language, long walking distances to school, poor infrastructure, and discrimination and violence. In 2013 and 2014, UNICEF gave girls in several states opportunities to participate in identifying these barriers and building strategies with local governments to address exclusion. In Oaxaca, the experiences of 40 indigenous girls translated into an initiative in which 600 school authorities were trained in preventing discrimination in education. In Chihuahua, the experiences of 58 indigenous girls informed training for 150 school authorities.

In Peru, UNICEF is helping the government make good on its commitment to extend preschool education to all 3–4 year-olds, which means reaching the mainly rural indigenous children who are missing out. An itinerant teaching strategy – in which teachers reach students in more than one school – increased preschool education coverage in targeted remote areas between 2012 and 2014. The government planned to expand the programme in 2015.



MAKING
INCLUSIVE
EDUCATION
A REALITY IN
**MOROCCO AND
SERBIA**

UNICEF has worked in very different types of contexts to foster the inclusion of children with disabilities into mainstream education. In Morocco, nearly 70 per cent of children with disabilities are out of school. Those who attend have traditionally been in special schools, with little possibility of integrating into mainstream classes. UNICEF has worked closely with the government and NGOs to change this pattern. We have supported an assessment of inclusive education; fostered a consultative process with children, teachers and families; and helped develop new pedagogical methods to be introduced to teachers. The result of this holistic approach? In the pilot region, 34 per cent of students with disabilities transferred from special schools to mainstream classrooms in 2014.

In Serbia, most children with disabilities were traditionally taught in separate schools, placed in special classrooms or excluded from education. UNICEF has provided policy advice to help children with disabilities gain access to mainstream education. Inclusive practices have been introduced in regular schools and inclusive education integrated into legislation. In 2014, UNICEF helped establish an Inclusion Education Unit in the Ministry of Education. We also continued to strengthen a national support network, which assists teachers and school professionals in making classroom environments and teaching practices more inclusive and responsive to varied educational needs. As a result of the collective efforts of partners, half (15,000) of all teachers have been trained in inclusive education. More than 7,000 children have benefited from individualized education plans and additional support in regular schools.

EDUCATION

Poverty, gender, violence, disability and location are the main factors that lead to exclusion in primary and lower secondary education. In 2014, UNICEF's efforts were designed to lessen inequities in education access and learning, and we redoubled our efforts to map the scope and scale of children out of school.

Innovative programmes such as Accelerated School Readiness Preparation (Ethiopia), Community Run Play Schemes (Ghana), an eLearning project for out-of-school children (Sudan), Improving Literacy (Brazil) and EduTrac (Peru and Uganda) helped to provide education for the most disadvantaged children.

UNICEF also continued advocating globally to raise awareness about the importance of early childhood development (ECD) and increase access to quality early childhood programmes. The H&M Conscious Foundation has committed significant multi-year financial support to UNICEF for ECD efforts in nine countries.

At the same time, more countries than ever are formalizing multilingual instruction in primary school, so that younger children can learn in their mother tongue. Following major improvements between 2000 and 2012, however, overall progress on education has stalled in terms of both enrolment and the number of out-of-school children.

Indigenous Wixárika schoolgirls sit at their desks in the mountain village of Santa Catarina in Jalisco, Mexico.



© UNICEF/MEXA2015-00011/Richter



#INVESTINGIRLS MAKES SENSE

Girls' education and empowerment benefit girls and society as a whole. This was the message of a side event and luncheon at the World Economic Forum Annual Meeting 2014 in Davos, Switzerland. The UNICEF-driven social media campaign #INVESTINGIRLS was the hottest development topic trending on Twitter during the Forum, raising global awareness about the benefits of educating girls.

PRIVATE-SECTOR
PARTNERS SHOW
**LONG-TERM
COMMITMENT**
TO EDUCATION

Global financial institution ING has been a UNICEF corporate partner since 2005, helping almost 1 million children gain access to better education. In 2014, ING Bank's support enabled UNICEF to extend education opportunities to hard-to-reach children – girls and those living in remote areas, or living in nomadic households – in Brazil, Ethiopia, Madagascar, Nepal, Romania and Zambia. A UNICEF partnership with Educate A Child, a programme of the Education Above All Foundation in Qatar, has provided \$140 million for education work since 2012; in 2014, agreements were put in place to fund work reaching 2.2 million out-of-school children in the Comoros, the Democratic Republic of the Congo, Somalia, the Syrian Arab Republic and Yemen. Since 2012, the fashion retailer UNIQLO has provided \$1 million annually as part of a five-year funding commitment for education programmes in Bangladesh, China, the Philippines and Serbia – in addition to providing support for emergency efforts. Gucci has partnered with UNICEF for 10 years, committing \$20 million and helping 7.5 million children enjoy their right to education in Malawi, Mozambique and, more recently, Burkina Faso. And since 2004, Montblanc has contributed more than \$10 million to education and literacy programmes, with a focus on gender equality.

Some partnerships have endured for 20 years – such as Starwood Hotels & Resorts' partnership with UNICEF, Check Out for Children, launched in 1995. Starwood guests and associates have raised more than \$35 million for education initiatives benefiting 4.5 million children in 40 countries.

CHILD PROTECTION

Millions of children worldwide experience violence, trafficking, female genital mutilation/cutting (FGM/C), child labour and child marriage. UNICEF programming emphasizes strengthening child protection systems and supporting social change that enhances the protection of children. This includes improving service provision to children and families through coordination of the social welfare, health, education and justice sectors; advocating better policies and budget allocations; and helping families and communities adopt protective practices. In 2014, UNICEF engaged in this type of work in 137 countries, up from 74 in 2013.

During the year, UNICEF helped make birth registration free and universal (this is now the case in more than 100 countries); advocated on behalf of 4.5 million children involved in child labour; assisted more

than 85,000 children and women who experienced sexual violence in emergency situations in 14 countries; helped reunite 12,000 unaccompanied and separated children with their families in 22 crisis-affected countries; and helped another 33,000 into appropriate alternative care. UNICEF also continued to expand the knowledge base on key protection areas.

There were breakthroughs in efforts to end child marriage, one of four priorities of UNICEF's Gender Action Plan: The United Nations General Assembly and the Human Rights Council adopted substantive resolutions on this issue, and more governments of countries where the practice is prevalent became committed to ending it. In July, the Government of the United Kingdom and UNICEF co-hosted a Girl Summit dedicated to ending FGM/C and child marriage within a generation.

“ After I finish school, I want to help the people in my community. If I had children, I would never let them be soldiers. ”

... **James John**

One of 3,000 children whose release UNICEF secured from an armed group in South Sudan.

Maksim, 6, from the city of Bryanka in Luhansk Oblast region, Ukraine, sits in a centre for people displaced by conflict.



© UNICEF/NYHQ2014-1897/Krepkih



FACTS NO GOVERNMENT OR PARENT WANTS TO SEE: **#ENDVIOLENCE**

The groundbreaking report, *Hidden in Plain Sight: A statistical analysis of violence against children*, showed that such violence is everywhere, but that it is often invisible. The 'glocal' campaign #ENDviolence, adopted by more than 70 UNICEF country offices since 2013, showed that there is energy and commitment to uncover the violence and end it. In Brazil, Cambodia, Malaysia, the United Republic of Tanzania and elsewhere, the campaign raised awareness of violence against children in unique ways: using surveys and strategies, communication campaigns and hashtags, music videos, concerts and more.



CHILDREN, NOT SOLDIERS

Armed forces and armed groups are no places for children. In March 2014, UNICEF, along with the Special Representative of the Secretary-General for Children in Armed Conflict, began a targeted effort to end the recruitment of children into national security forces by 2016. Eight countries – Afghanistan, Chad, the Democratic Republic of the Congo, Myanmar, Somalia, South Sudan, the Sudan and Yemen – were the focus. Chad had ended child recruitment by the end of 2014.

UNIVERSAL MANDATE IN ACTION TO PROTECT CHILDREN IN **JAPAN**

The Japan Committee for UNICEF has advocated for the protection of children from sexual abuse for more than 15 years. The Committee lobbied parliamentarians, hosted conferences, delivered messages at public meetings and conducted a series of national campaigns. The result? Enactment of the Child Pornography Law in 1999, its first amendment in 2004 and the formulation of a comprehensive anti-child-pornography policy in 2010. After the Committee collected 1.17 million signatures, in June 2014, the Child Pornography Law was amended to ban and criminalize the possession of child pornography.



PREVENTING SEXUAL EXPLOITATION IN THE **DOMINICAN REPUBLIC**

Tourism is one of the most important economic activities in the Dominican Republic. At the same time, weak child-protection institutions make already marginalized children – typically adolescent boys and girls living in poverty – vulnerable to sexual exploitation. In response, UNICEF has developed a multi-year initiative with national authorities, local communities and the travel and tourism sector to prevent child sexual exploitation. As a result, the country’s capacity to protect victims and prosecute crimes has improved. Hotel staff, community and school leaders, health professionals, journalists and students have been trained in how to prevent and report sexual exploitation. And the tourism industry has adopted the Code of Conduct for the Protection of Children against Sexual Exploitation in Travel and Tourism.



IMPROVING
SOCIAL
PROTECTION
FOR CHILDREN
MOST IN NEED
IN **LESOTHO**

Poverty in Lesotho is the country's most pressing challenge to social development. A child grants programme has sought to extend financial security and improved well-being to the most vulnerable children, including those living in remote mountainous regions. The result? Significant improvement in the lives of 65,000 vulnerable children in 25,000 extremely poor households across 43 of the country's 64 community councils. An impact assessment in 2014 showed that household-level child-related spending increased, food security improved, birth registration jumped by 43 per cent, school drop-out rates declined, and child morbidity was reduced by 15 per cent. Initially, the programme was fully supported by the European Union and UNICEF, but the Government of Lesotho assumed financial responsibility for it in October 2013.



REFORMING
POLICY
TO HALVE THE
NUMBER OF
CHILDREN LIVING
IN POVERTY IN
GEORGIA

Children are over-represented by 50 per cent among people living in extreme poverty in Georgia. Since 2010, UNICEF has worked to analyse the impact of the social protection system and has helped the government respond to observations by the United Nations Committee on the Rights of the Child. UNICEF has also advised the government on the revision of national social protection policy so that it better targets the poorest children and introduces child benefits – a reform that is expected to halve the number of children living in extreme poverty. UNICEF established a strong partnership with the World Bank during the process of reforming the social protection system.



DOCUMENTING
CHILD POVERTY
IN **PORTUGAL**

Since 2008, children in Portugal have experienced a greater risk of poverty than the rest of the population. As of 2012, one in four was living in a household experiencing material deprivation. The Portuguese Committee for UNICEF documented their situation and laid out an analysis of how changes in public policies are affecting children and families in the report, *Children and the Crisis in Portugal – Voices of Children, Public Policy and Social Indicators, 2013*. The report echoed the findings of global research issued by UNICEF in 2014, *Children of the Recession: The impact of the economic crisis on child well-being in rich countries*. That research, in turn, underscored the need for affluent nations to make a top priority of establishing strong social safety nets and protecting children from the impact of economic downturns.

SOCIAL INCLUSION

Poverty is a challenge for hundreds of millions of children struggling to survive on less than \$1.25 a day. Yet poverty is about more than just money. For millions of children, poverty also means lack of nutrition, health care, water, education, safety and shelter. Child poverty is not just a challenge for children living in the poorest parts of the world. In fact, most children living in poverty are in middle-income countries.


One of the key elements of UNICEF's approach is to work with governments to measure, analyse and prioritize child poverty. In more than 100 countries in which UNICEF works, monetary child poverty rates are calculated using national poverty lines; 48 governments regularly monitor and report on child poverty; and in 16 countries, child poverty is explicitly addressed in national development plans or legislation.

National social protection systems and budget processes that fully take children into account are crucial to the response to child poverty and deprivation. In 2014, UNICEF assisted more than 100 countries in their efforts to make social protection systems more child-sensitive. We worked in 103 countries to increase the focus of public investments on the most disadvantaged children and families. And we issued a groundbreaking assessment of public financing and real per capita spending on health and education.

UNICEF also engaged with a range of civil society organizations whose very diversity gives them a unique role in improving the lives of the most disadvantaged children. These partners included faith-based organizations, trade unions, social movements, community-based organizations, women's groups and more.

Young children play outside a mobile kindergarten in remote Nalaikh District, Ulaanbaatar, Mongolia.





Students enjoy a break from classes at Kharikkhyong Government Primary School in rural Rangamati, Bangladesh.

3

UNICEF, PARTNER OF CHOICE FOR CHILDREN

“ When governments, their international partners, businesses and communities have matched their obligations ... with money and energy, they have saved and improved the lives of hundreds of millions of children. ”

••• *The State of the World's Children 2015*
Published November 2014

UNICEF is constantly looking for ways to lend its voice for children, exercise its leadership role for children and remain a responsible steward of resources for children.

UNICEF engaged in many levels of advocacy in 2014, including efforts to foster a digital presence and take part in social movements that can bring about the awareness and social changes needed for improving children's lives. Better data and monitoring of digital efforts revealed significant inroads in reaching a younger, more global audience in 2014 by optimizing UNICEF's website for mobile users – with a full 90 per cent of content created for

mobile-first use in Chinese, English, French and Spanish. At the same time, UNICEF expanded its reach on such social media platforms as BuzzFeed, Reddit, Upworthy and LinkedIn.

The goal is to use our evidence, our experience and our voice to shift the global conversation – and local action – towards the realization of child rights.

● A diversity of voices for children

UNICEF leverages many voices to amplify its messages on child rights. Our Goodwill Ambassadors are well-known global personalities. In 2014, they used their diverse networks to raise awareness of the most important challenges to children's development. See <www.unicef.org/people> to find a full listing of international UNICEF Goodwill Ambassadors.

Other partners share the same goal. For example, since 2006, the popular football club FC Barcelona has promoted UNICEF's mission for children. For the last four years, the FC Barcelona Foundation has helped provide disadvantaged children access to quality education – including opportunities for sport and play – in Brazil, China, Ghana and South Africa. An alliance with New Zealand Rugby and the All Blacks, New Zealand's national rugby team, began in 2014, with a goal of raising awareness about violence and other issues affecting children.

AN ADVOCATE FOR CHILD RIGHTS

The **Convention on the Rights of the Child** (CRC) turned 25 in 2014. UNICEF used its platform as the United Nations children's organization to acknowledge the progress in children's well-being fostered by the Convention – and to highlight the many ways countries need to do more to fulfil their commitments to child rights. On the anniversary of the Convention, CRC@25 was a global observance that underpinned national and regional advocacy strategies on issues that prevent the most disadvantaged children from enjoying their rights. UNICEF invited people around the world to envision a better world for children. The #IMAGINE

campaign captured voices in a global singalong of John Lennon's iconic song 'Imagine'.

The year 2014 also marked a critical juncture as the deadline set for the MDGs (2015) approached and countries and development organizations prepared for the **Sustainable Development Goals** (SDGs). The new goals will serve as a framework for global development efforts in the post-2015 period. As the SDGs took form, UNICEF worked with governments, organizations and communities around the world, advocating for the goals to give high priority

Children sing during an event at United Nations Headquarters, New York, celebrating the 25th anniversary of the Convention on the Rights of the Child.



© UNICEF/NYHQ2014-3083/Markisz

to equity for children. Our main message? Sustainable development begins with safe, healthy and well-educated children. That message resonated in the final report of the Open Working Group on the SDGs, which explicitly addressed the need to reduce inequalities affecting children, combat child poverty and protect children from violence. All of these are areas where the MDGs were silent. The Open Working Group was established by the General Assembly and is made up of United Nations Member States.

UNICEF organized **campaigns on crucial issues** in 2014 using an array of approaches. Some involved ongoing campaigns; others revolved around single events, such as #INVESTINGIRLS, a social media effort launched to coincide with the 2014 World Economic Forum in Davos. UNICEF National Committees, in partnership with the European Union, raised awareness about the issues facing children in emergencies with the Voices of Children initiative. No Lost Generation was – and remains – a concerted effort to raise awareness of the situation of children affected by violence in the Syrian Arab Republic and to give them the psychological and educational support they need for their futures. And #ENDviolence is an ongoing ‘glocal’ campaign, which has enabled a global storyline – that violence against children is pervasive and often hidden, and needs to be stopped – to have an impact in unique ways in local contexts.

UNICEF’s universal mandate entails the obligation to work on behalf of all children in all countries, not just countries struggling with emergencies or below a certain economic threshold of development.

Supplementing support from UNICEF’s government partners, our National Committees and corporate partners generate substantial funds to further UNICEF’s mission globally. Advocacy in National Committee countries in 2014 focused on many areas. There was awareness-raising around the anniversary of the Convention on the Rights of the Child; emergency campaigns; and efforts to change laws to better protect children from abuse in Japan (*see page 37*). In Germany, more than 120 legislators engaged with young constituents, and 50 children visited the Federal President’s castle to discuss child rights. In Hungary, the nationwide, school-based Wise Up programme helped raise awareness of the situation of children in developing countries and at home.

A number of Committees engaged parliamentarians on broad child rights issues: UNICEF Canada through Bring Your MP to School day; the United Kingdom Committee for UNICEF when UNICEF National Ambassador Michael Sheen met with 13 senior Members of Parliament from various political parties; and the Icelandic National Committee for UNICEF, which partnered with Barnaheill (Save the Children Iceland) and the country’s Ombudsman for children to educate a core group of parliamentarians on using the Convention as the basis for formulating new legislation. The Hellenic National Committee for UNICEF published a *State of the Children in Greece* report that fostered public discussion and led to a parliamentary debate on the key issues facing Greek children.

UNIVERSAL MANDATE IN ACTION FOR CHILD RIGHTS IN FRANCE, SPAIN AND SLOVAKIA

Mayoral elections in France were an occasion for the French Committee for UNICEF to emphasize the importance of towns in implementing child rights at the local level. Called *Prenez le parti des enfants* (Stand up for Children), the campaign engaged candidates and elected officials in areas crucial to children's well-being: the environment, health, education, civic participation and the fight against poverty and exclusion.

Local-level commitment to child rights was also a focus of the Spanish Committee for UNICEF in 2014. These efforts included finding ways to measure local commitment and to give children a say in the public management of their towns.

And in Slovakia, "Listen better to us!" is what children all over the country said to adults working with protection institutions in November 2014, on the anniversary of the Convention on the Rights of the Child. The Slovak Committee for UNICEF used the 'World Café' method for hosting large-group discussions to make sure adults heard what children had to say. All of this was to raise awareness of, and prepare for, the country's new law on a Children's Ombudsperson.

INNOVATION, SUPPLY AND KNOWLEDGE LEADER

In 2014, the theme of UNICEF's flagship publication, *The State of the World's Children*, was **innovation**, and the report was launched as a fully digital product for the first time. Feeding into the report were 38 Activate Talks, global symposia held during the year in locations around the globe. These interactive talks brought together young people, innovators, experts, thought

leaders and online participants to explore innovations that could lead to greater opportunity for the most disadvantaged children. Some of the innovations showcased? No-cost toys to teach science to children in remote, poor, rural areas. Solar suitcases to help midwives deliver babies at night. An Android app to detect malaria in pregnant women without drawing blood.

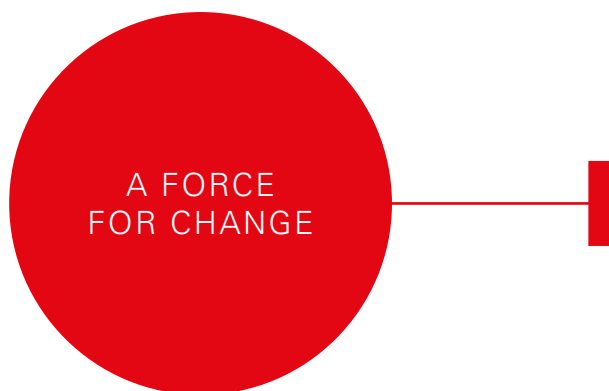
UNICEF itself launched a number of technological innovations in 2014. One of them was RapidPro, an open-source data platform for information-sharing between governments, international development organizations and local communities – a kind of ‘app store’ meant to make information distribution faster and more equitable. One of RapidPro’s featured ‘apps’ is U-Report, a way for young people to connect directly with their governments and services via mobile phones. The number of U-Reporters increased from 300,000 at the beginning of 2014 to more than 500,000 by the end of the year. Used in about a dozen countries, the technology builds on young people’s mobile connectivity to help them communicate directly with peers and leaders in their communities; to amplify their voices and concerns; and to provide them with real-time information and services.

UNICEF’s supply operations procured \$3.38 billion in goods and services for our programmes and partners in 2014. Of that total, UNICEF managed \$1.64 billion

in procurement services on behalf of 100 partners. Overall, vaccines constituted the largest share of supplies procured. The response to the Ebola crisis in West Africa represented another major supply effort.

UNICEF also developed products to address some of the barriers that prevent the world’s most marginalized children from enjoying their rights. Of the 22 products and solutions in the supply innovation pipeline, seven underwent field trials in 2014. They included a simple measurement tape to monitor children’s weight in settings where scales are not available; latrine additives (aimed at reducing smell, speeding up decomposition and compacting, so latrines don’t have to be emptied as frequently); and locally produced school furniture to provide cost-effective and sustainable solutions conducive to learning. As a result of user feedback and testing, several products are expected to go to scale in 2015 and beyond.

In addition, UNICEF’s new kits for humanitarian response – the Immediate Response WASH and Dignity Kit and the



Star Wars: Force for Change is a partnership between Disney, Lucasfilm and UNICEF, in collaboration with Bad Robot, dedicated to finding creative solutions to global problems. In 2014, It raised more than \$4.2 million via the Omaze website to support UNICEF’s Innovation Labs and programmes. Disney also generously committed \$1 million to launch the initiative.

Family Hygiene and Dignity Kit – addressed the needs of women and girls. An analysis conducted through a ‘universal design’ lens informs the design of our supplies and delivery systems to ensure they can reach people with mental and physical disabilities.

UNICEF’s frequent market analyses, price updates and forecasts have increased transparency, allowing suppliers and buyers to make better decisions. In 2014, UNICEF helped improve government supply delivery systems, with a new dedicated team that establishes monitoring mechanisms and helps countries strengthen immunization supply

chains, build capacity and develop national supply chain strategies. And we were in a partnership that won international recognition for ‘best contribution to the procurement profession’. The partnership worked on realizing the world’s largest structured bidding process for supply of long-lasting insecticide-treated bednets (totalling 190 million nets) to prevent malaria. The other partners included the United Kingdom’s Department for International Development, the Global Fund, the Clinton Health Access Initiative, Roll Back Malaria and the United Nations Secretary-General’s Special Envoy for Financing the Health MDGs and for Malaria.



INFLUENCING SUPPLY MARKETS TO BENEFIT CHILDREN

As an actor on a large stage, UNICEF helped shape markets for the benefit of children and families worldwide in 2014. Our work fostered the affordability, accessibility, quality and sustainability of supplies of life-saving items – such as medicines, vaccines, insecticide-treated bednets and menstrual hygiene products for girls and women in emergencies. UNICEF helped to reduce the price of the pentavalent vaccine, which protects against diphtheria, tetanus, pertussis, hepatitis B and *haemophilus influenzae* type b. To this end, we worked closely with partners, governments and suppliers to get the weighted average price down from \$3.60 in 2007 to \$1.90 in 2014 for vaccine purchased for use in GAVI Alliance-supported countries. Prices for this vaccine are also at a record low for middle-income countries buying their own vaccines. In response to the Ebola outbreak, UNICEF worked with governments, industry and other partners to reduce a 30 per cent gap in production capacity for personal protective equipment (PPE) and effect a 60 per cent price drop for PPE coveralls.

As a recognized **knowledge leader**, UNICEF continued to generate evidence and promote understanding of important data and trends concerning children. Our leadership of the Multiple Indicator Cluster Surveys (MICS) programme is a core activity, which since its inception in 1995 has carried out 275 surveys in 108 countries. MICS is the largest source of data on women and children globally. Multiple Overlapping Deprivation Analysis is a UNICEF methodology that takes data from MICS and national Demographic and Health Surveys, and makes them accessible for research and analysis – with a focus on multidimensional child poverty.

UNICEF’s knowledge-sharing work in 2014 also contributed to South-South Cooperation. Brazil has been particularly active in engaging in this approach to development. In the area of social protection, the country has provided technical support to Ghana to aid expansion of that country’s Livelihood Empowerment Against Poverty programme. Brazil’s cooperation has generated valuable inputs for the draft national policy on sustainable social protection in Ghana, which was presented to the Cabinet in May 2014; it contributed to the development of a national legal framework on social protection, as well. And UNICEF has begun to facilitate similar cooperation in social protection between Brazil and Tunisia.

In another example – one of many taking place across various regions – a high-level government delegation from Ethiopia travelled to Brazil under the auspices of the Brazil-UNICEF Trilateral South-South Cooperation Programme. They exchanged experiences around extending water,

sanitation and hygiene services in the context of rapid urbanization; follow-up is to be provided within Ethiopia over the coming two years.

In 2014, important UNICEF primary data collection and research projects covered such areas as family and parenting support; child rights in the digital age; the impact of national cash transfer programmes in sub-Saharan Africa; an analysis of poverty and the transition to adulthood; a multi-country study on the drivers of violence affecting children; and many more. To improve coordination and quality of research efforts, we also developed a global framework and published the *Best of UNICEF Research* report.

In some regions, UNICEF supported comprehensive studies on core topics. For example, in Central and Eastern Europe and the Commonwealth of Independent States, UNICEF supported five independent, external multi-country evaluations that assessed whether equity gaps had narrowed for children as a result of changes in national systems over the past 5–10 years. The evaluations covered such topics as access to justice, children’s right to a family environment and inclusive quality learning, among others. UNICEF country offices also completed more than 100 programmatic evaluations in 2014. We examined some of our key global undertakings as well, and completed a full evaluation of the Monitoring Results for Equity System, a key tool for the equity agenda. The evaluation found that although further work is required to strengthen the equity approach, it is already being used productively.

TRUSTED STEWARD OF FINANCIAL RESOURCES

UNICEF income comes entirely from voluntary contributions from the public and private sectors. Our income is divided into unrestricted regular resources and other resources, which are limited to specific programme themes.

In 2014, UNICEF income exceeded \$5 billion. This is a reflection of the vast and varied needs of children around the world. It also underscores the trust placed in UNICEF by 135 governments as well as other public-sector partners (intergovernmental organizations and inter-organizational arrangements), and by an array of private-sector contributors – including Global Programme Partnerships, National Committees, individual donors and foundations.

Revenue from public sources totalled \$3.679 billion in 2014, an increase of \$352 million over 2013. Private-sector contributions came to \$1.397 billion, a drop of \$40 million from 2013.

A 6.5 per cent increase in total 2014 revenue compared to 2013 was driven largely by an increase in income received for emergency responses.

Regular resources reached \$1.326 billion, while **other resources** totalled \$3.843 billion. Regular resources represented about 26 per cent of UNICEF revenue in 2014, and saw an overall increase of \$61 million – 5 per cent – compared to 2013. The share of regular resources is considerably down since the turn of the millennium, when they represented close to 50 per cent of overall UNICEF revenue.



HALLMARK
CARDS RENEWS
COMMITMENT
TO PROVIDING
**REGULAR
RESOURCES**

The sale of UNICEF Greeting Cards has traditionally been a source of regular resources for the organization. Hallmark Cards has produced UNICEF Greeting Cards under license since 2006, generating more than \$18 million in regular resources for UNICEF. In 2014, Hallmark renewed its commitment to providing these much-needed funds via greeting card sales for an additional eight years.

Thematic funding is the most flexible type of other resources. It supports the achievement of strategic programme results by allowing long-term planning, sustainability and savings in transaction costs for both UNICEF and partners. In 2014, overall thematic funding for the seven Strategic Plan outcome areas, plus thematic funds for humanitarian assistance, totalled approximately \$340 million. Thematic funding declined by 5 per cent compared to 2013; in 2014, it accounted for less than 9 per cent of total earmarked funding.

UNICEF received \$1.579 billion for **humanitarian assistance** in 2014, an increase of 19 per cent compared to 2013. The increase is attributed primarily to funding received for the Ebola response, together with humanitarian emergencies in the Central African Republic, Iraq, the Philippines, South

Sudan, and the Syrian Arab Republic and neighbouring countries. Humanitarian needs increased dramatically during 2014, however, with the projected funding requirement jumping from \$2.2 billion in February to \$3.1 billion by the end of the year.

UNICEF made strides in promoting **transparency and accountability** in 2014. We strengthened monitoring and assurance work around cash transfers. Our standing on the 2014 International Aid Transparency Initiative Index places UNICEF in 'good' standing, ranking 14 on the list of 68 organizations.

UNICEF extends a deep thank you to all our partners who supported the organization in 2014. Your contributions have made a measurable difference in the lives of children most in need in countries around the world.

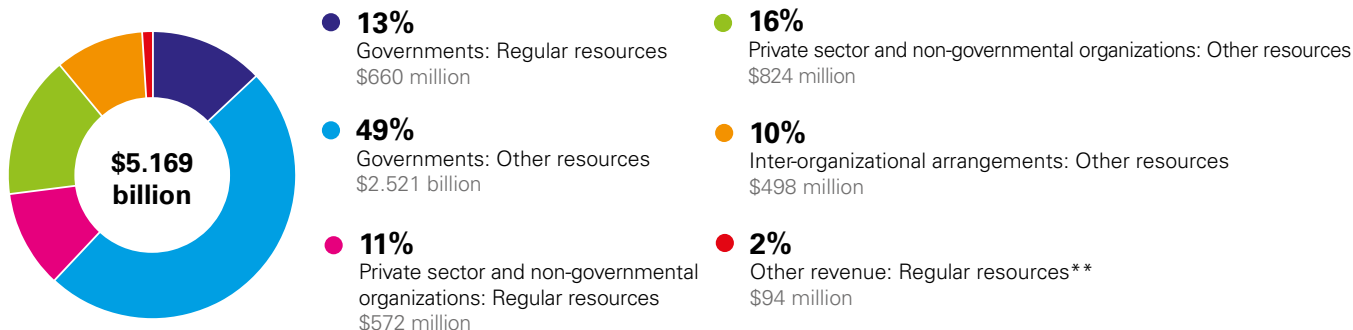
● **Regular resources are fundamental and flexible**

Unrestricted regular resources are the foundation of UNICEF programmes in countries around the world. Because they are not earmarked, they allow us to respond quickly to emerging challenges and invest in innovative programmes and approaches. For example, they feed our Emergency Programme Fund (EPF), which enables us to get critical supplies and personnel where they are needed, even before appeals are launched and donations received. In 2014, regular resources were used (through the EPF) to jump-start the Ebola response in West Africa; to quickly establish coordination mechanisms for protecting children in Ukraine; to coordinate Rapid Response Mechanisms in the Central African Republic and South Sudan; and to fund education and protection for children in Gaza, in the State of Palestine.

Regular resources also underpin our drive towards creating more equitable opportunities for the healthy development of every child in countries with high levels of poverty and child mortality, and large populations of children. In Bangladesh, for example, UNICEF used regular resources to coordinate with the government, bringing more preschool education opportunities to young children living in extremely poor, hard-to-reach households. These are only a few examples of why regular resources are so valuable for children.

Total UNICEF revenue by source and funding type, 2014*

(in US dollars)



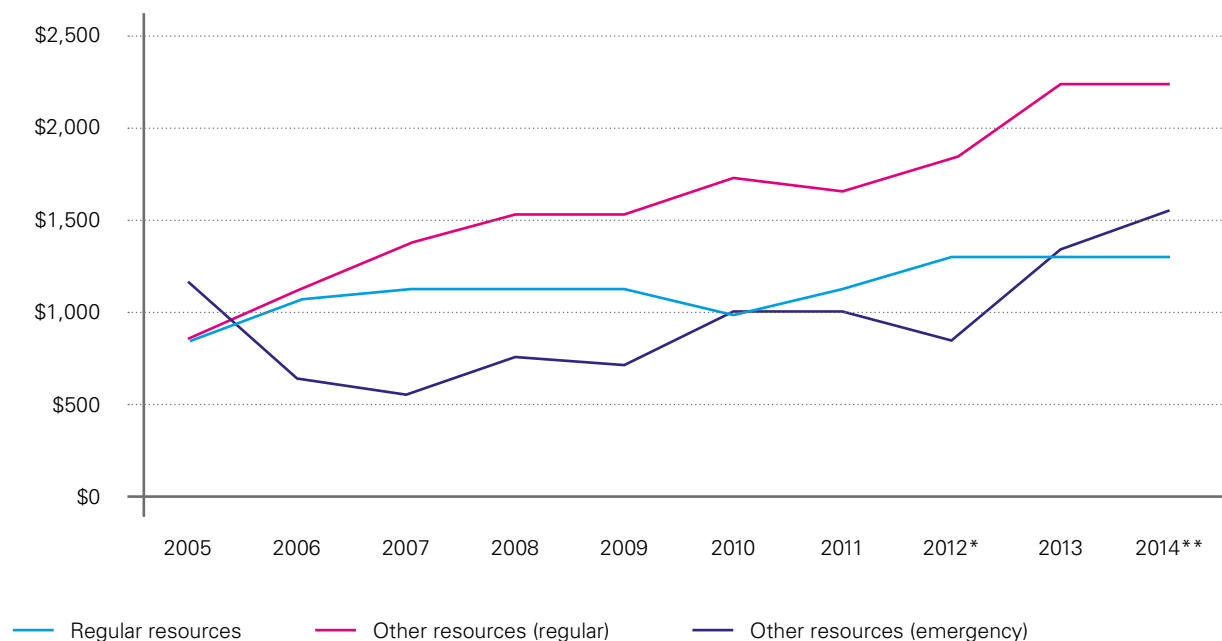
* The figures for 2014 are provisional and are subject to audit.

** Other revenue includes income from interest, procurement and other sources.

Note: In addition to the total revenue of \$5.169 billion, UNICEF received an additional \$2.131 billion from procurement services partners, which was held in trust.

UNICEF revenue, 2005 – 2014

(in millions of US dollars)



* The figures for 2012 have been restated to reflect the results of the 2012 audit.

** The figures for 2014 are provisional and are subject to audit.

Note: The change in accounting policy in 2012 from United Nations System Accounting Standards (UNSAS) to International Public Sector Accounting Standards (IPSAS) does not allow for comparisons between figures prior to 2012 and figures for 2012 and subsequent years.

Top 20 government and intergovernmental resource partners to UNICEF, 2014

(in thousands of US dollars)

	Regular resources	Other resources		Total*
		Regular	Emergency	
United States	132,000	228,972	311,267	672,239
United Kingdom	66,390	252,343	171,025	489,758
European Commission	–	249,850	105,468	355,318
Norway	72,185	115,085	10,945	198,214
Germany	15,844	21,041	156,853	193,739
Sweden	79,768	64,609	46,725	191,102
Canada	14,661	95,392	79,074	189,127
Japan	21,763	52,807	99,441	174,010
Netherlands	33,195	85,319	27,887	146,401
Australia	58,443	49,391	11,576	119,410
Denmark	33,951	14,198	15,609	63,758
Finland	26,265	12,669	14,111	53,045
Switzerland	21,712	13,923	7,450	43,085
Belgium	23,728	2,403	14,688	40,818
Kuwait	200	–	36,750	36,950
Ireland	10,867	12,849	3,890	27,606
Republic of Korea	3,900	18,212	3,150	25,262
Italy	4,076	5,216	10,537	19,829
United Arab Emirates	100	6,464	9,703	16,267
France	4,695	10,951	492	16,138

* Numbers may not add up because of rounding.

Top 20 National Committee donors, 2014

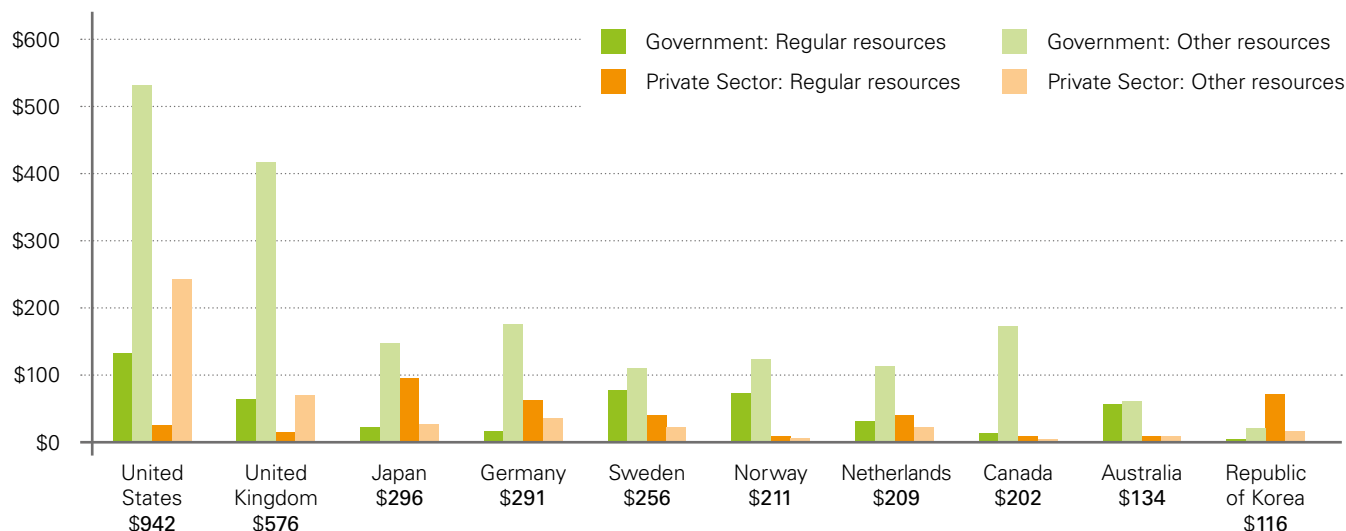
(in thousands of US dollars)

	Regular resources	Other resources		Total*
		Regular	Emergency	
United States	23,842	229,079	16,603	269,524
Japan	95,240	10,475	16,736	122,450
Germany	62,904	16,436	17,854	97,194
Republic of Korea	72,428	14,080	3,884	90,392
United Kingdom	14,890	50,990	20,807	86,687
France	45,543	14,911	5,004	65,458
Sweden	41,627	16,911	6,018	64,556
Netherlands	40,620	15,858	5,657	62,135
Spain	41,478	7,893	2,665	52,036
Italy	20,520	14,393	3,651	38,563
Switzerland	5,776	12,718	1,743	20,237
Hong Kong	7,656	8,447	1,648	17,751
Finland	12,624	2,529	913	16,065
Denmark	11,532	3,061	1,042	15,635
Australia	7,350	4,432	2,826	14,608
Canada	6,983	4,822	1,223	13,027
Belgium	6,732	3,477	2,754	12,963
Norway	6,684	2,812	2,892	12,388
Ireland	2,223	2,375	727	5,325
Portugal	3,006	1,439	733	5,178

* Numbers may not add up because of rounding.

Top 10 countries by donor and funding type, 2014*

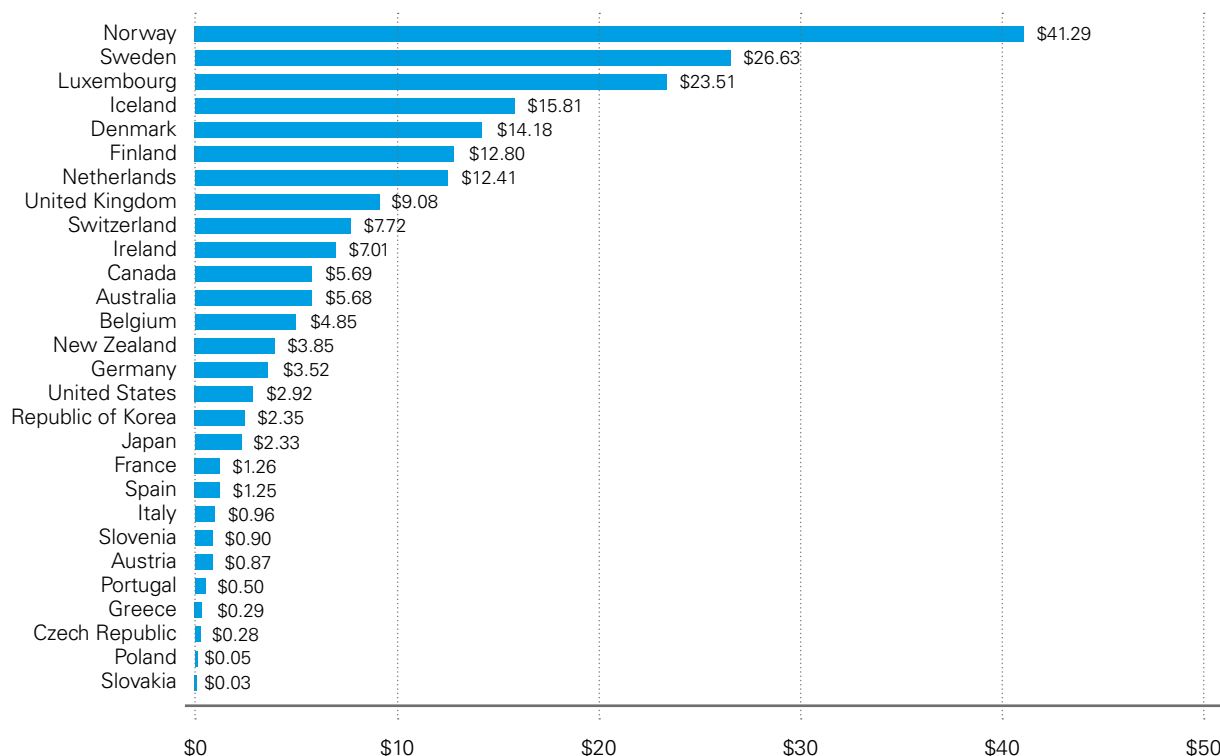
(in millions of US dollars)



* Includes contributions from governments and UNICEF National Committees; excludes intergovernmental, non-governmental, inter-organizational and pooled funds contributions.

Per capita contributions to UNICEF, 2014*

Member countries of the Development Assistance Committee (DAC) of the Organisation for Economic Co-operation and Development (OECD)
(in US dollars)



* Includes contributions from governments and UNICEF National Committees.

Private foundations and major donors

contributing \$100,000 or more to UNICEF programmes in 2014

Eva Ahlström Foundation
Mona Almoayyed
Anne Frank Fonds
Association Pierre Bellon pour
le Développement humain
Atlantic Philanthropies
Aurora Foundation
Eric and Kirsty Bendahan
Bill & Melinda Gates Foundation
Carlos Slim Foundation¹
Cathal Ryan Trust
Charles Engelhard Foundation
Child & Tree Fund
Children's Investment Fund Foundation
Conrad N. Hilton Foundation
Davee Foundation
Educate A Child (EAC), a programme of the
Education Above All Foundation

Elbert H. Waldron & Evelyn J. Waldron Charitable
Foundation
ELMA Philanthropies
Lord and Lady Farmer
GHR Foundation
Harold A. und Ingeborg L. Hartog-Foundation
Alan Howard
IKEA Foundation
International Inspiration Foundation
Japan Committee Vaccines for the World's Children
Kiwani International Foundation / Kiwanis
International
LDS Charities
Margaret A. Cargill Foundation
Aditya and Megha Mittal
Moon, Kyoung-ae
Gareth and Jo Morgan
National Philanthropic Trust

New Era Educational and Charitable Support Foundation
Novak Djokovic Foundation
Oak Foundation
Olympiacos F.C.
Open Society Foundations
Paul G. Allen Family Foundation
Pratt Foundation
Roger and Rosemary Enrico Foundation
Rotary Foundation of Rotary International
Sacramento Kings Community Foundation
Tides Foundation
Twice the Doctor Foundation
United Nations Foundation
Waterford Foundation
Waterloo Foundation
World Assembly of Muslim Youth
Yang, Soo-yeol
Ylen Hyvä Foundation

¹ Contribution recorded in 2015 as per UNICEF accounting policy.

Corporate sector alliances

contributing \$100,000 or more to UNICEF programmes in 2014

MULTI-COUNTRY ALLIANCES

Amadeus [Iberia LAE S.A. (Spain), Finnair (Finland)]
Bulls Presstjänst AB
Change for Good® [Aer Lingus (Ireland), Alitalia
(Italy), All Nippon Airways (Japan), American
Airlines (US), Asiana Airlines (Republic of Korea),
Cathay Pacific (Hong Kong, China), easyJet
(United Kingdom), Japan Airlines (Japan),
Hainan Airlines (China), Qantas Airways Limited
(Australia)]
Check Out for Children® (Starwood Hotels &
Resorts)
Claire's Europe
Cubus AS
DLA Piper
Futbol Club Barcelona
Groupe SEB/Tefal
Gucci
H & M Hennes & Mauritz AB
H&M Conscious Foundation
ING Bank/ ING For Something Better Foundation
Kimberly-Clark Foundation
M•A•C / AIDS Fund
Marks & Spencer plc
Meliá Hotels International
Montblanc
MSC Cruises S.A.
Nordic Choice Hotels AS
Procter & Gamble (Pampers, Wella, Boss Orange)
Star Wars: Force for Change (The Walt Disney
Company, Lucasfilm)
Telenor Group

The Kantar Group Limited
The UPS Foundation
The Walt Disney Company
Unilever (The Unilever Foundation and Domestos)
UNIQLO
Vertbaudet
Western Union Foundation

NATIONAL ALLIANCES

Argentina

ACE Seguros
Banelco
Carrefour
Farmacity
OCA
Unilever

Australian Committee for UNICEF Limited

Commonwealth Bank of Australia
MMG Limited

Austrian Committee for UNICEF

H&M Austria

Belgian Committee for UNICEF

GlaxoSmithKline Biologicals
Umicore

Brazil

Celipa
Fundação Itaú
Fundação Telefônica
Grupo Neoenergia S.A.

ICSS – International Center for Sports Security
Petrobras
Sanofi
TIM
Unilever Brazil

Bulgaria

Happy Bar & Grill
Piraeus Bank Bulgaria AD
Postbank

Canadian UNICEF Committee

IKEA Canada
JoMedia Inc.
Newalta Corporation
Teck Resources Limited

China

Audi (China) Enterprise Management Co., Ltd.
China Hewlett-Packard Co., Ltd.
ET Solar Energy Corp.
HNA Group Co., Ltd.
Porsche (China) Motors Ltd.
The Hong Kong Bank Foundation (HSBC)

Colombia

Fundación Olímpica

Danish Committee for UNICEF

Maersk Drilling
The A.P. Møller Foundation
Velux Foundation

Dutch Committee for UNICEF

Schiphol Group

Corporate sector alliances

contributing \$100,000 or more to UNICEF programmes in 2014 – continued

Ecuador

Diners Club International

Finnish Committee for UNICEF

H & M Hennes & Mauritz Finland

French Committee for UNICEF

Domoti / Temps L

Canal+/Kindia

Clairefontaine

Total

Volvic

German Committee for UNICEF

BASF Stiftung

DEKRA SE

H&M

HUGO BOSS AG

PAYBACK GmbH

United Internet for UNICEF Foundation

Hellenic National Committee for UNICEF

Diners Club of Greece S.A

Hong Kong Committee for UNICEF

Chow Tai Fook Jewellery Company Limited

Chow Tai Fook Charity Foundation

India

Exide Industries Limited

Johnson & Johnson Limited

IDBI Bank Limited

Indonesia

PT Media Televisi Indonesia (Metro TV)

PT Bank Central Asia

PT Indomarco Prismatama (Indomaret)

PT Sumber Alfaria Trijaya Tbk (Alfamart)

PT Terrific International

UNILEVER Indonesia Foundation

UNICEF Ireland

Fyffes

Italian Committee for UNICEF

Agos

Energizer

Foxy

Giorgio Armani Spa

Japan Committee for UNICEF

AEON

B-R 31 ICE CREAM CO., LTD.

Bridgestone Corporation

Circle K Sunkus Co., Ltd.

Consumers' Co-Operative Okayama Co-op

Consumers' Co-Operative Kobe

Consumers' Co-Operative Mirai

Consumers' Co-Operative Sapporo

CO-OP NET BUSINESS ASSOCIATION

Fuji Television Network, Inc. (FNS Charity Campaign)

Gulliver International Co., Ltd.

Honda Motor Co., Ltd.

ITOHAM FOODS Inc.

Japanese Consumers' Co-operative Union

Miyagi Consumers' Co-Operative Society

LIXIL Corporation

Oji Nepia Co., Ltd.

Oriental Land Co., Ltd.

SARAYA CO., LTD.

Sugarlady Inc.

Sumitomo Mitsui Card Co., Ltd.

U-Coop Consumers' Co-Operative Society

Volvic

Korean Committee for UNICEF

Able C&C Co., Ltd.

AmorePacific

BGF Retail Co. Ltd.

Daehong Communications Inc.

Eider

ELCA Korea Ltd.

Hyundai Sungwoo Automotive Korea

IS Dongseo Co. Ltd.

Korea Southern Power Co. Ltd.

Lotte Home Shopping

Lotte Insurance Co., LTD.

Lotte Hotel (DFS)

Samsung Engineering Co., Ltd.

SPC Group

The Shilla Jeju Hotel

WWCC (World Wide Charity For Children)

Mexico

Banco Compartamos S.A.

Banco Santander (México) S.A.

Norwegian Committee for UNICEF

IKEA (Norway)

KIWI Norge AS

Norwegian Air Shuttle ASA

Philippines

Johnson & Johnson via Give2Asia Foundation

Romania

Kaufland

RomGaz

Velux Foundation

South Africa

Santam

Spanish Committee for UNICEF

Banco Santander

El Cortes Inglés

Fundación Aqueae

Fundación Iberostar

Fundación Probitas

Foxy

Orange Espagne S.A.U

Parque de Atracciones del Tibidabo

Swedish Committee for UNICEF

Gina Tricot

M-magasin

Svenska PostkodLotteriet

Foretag for Malawi

Swiss Committee for UNICEF

Clariant International Ltd

Swissquote Bank AG

Cartier Charitable Foundation

Roche Employee Action and Charity Trust

Thailand

Sansiri Public Company Limited

Turkish National Committee for UNICEF

Polimeks

United Kingdom Committee for UNICEF

Barclays Bank PLC

British Telecommunications Public Limited Company

Clarks

EE Limited

England Footballers Foundation

Ethical Tea Partnership

FTSE International Limited

ITP Trust

Manchester United F.C.

Marshalls

R Twinings and Company Limited

Rangers FC

Royal Bank of Scotland

The Carbon Neutral Company

The Co-operative Group Limited

ViiV Healthcare

Vodafone Foundation

United Arab Emirates

Emirates Integrated Telecommunications Company (du)

United States Fund for UNICEF

American Express Foundation

Anadarko Petroleum Corporation

Apple Records Inc.

BD

GE Foundation

Georgia-Pacific

Google Inc.

HSNi Cares

Johnson & Johnson, Inc.

JPMorgan Chase Foundation

L'Oréal USA – Giorgio Armani Fragrances

Lam Research Foundation

Major League Baseball

Microsoft Corporation

National Basketball Association

NCR Foundation

Pfizer Inc.

The Prudential Foundation

Voya Foundation

Total UNICEF revenue by source of funding, 2014
 (in US dollars)

	Regular resources				Other resources				Total
	Public sector		Private sector		Public sector		Private sector		
	Government	Inter-organizational arrangements	National Committees	Other contributions	Government	Inter-organizational arrangements	National Committees	Other contributions	
Donors	659,833,529		546,720,709	24,784,365	2,166,523,205		575,802,769	132,556,182	4,106,220,759
Intergovernmental agencies	–	–	–	–	354,363,782	–	–	–	354,363,782
Non-governmental organizations	–	–	–	340,281	–	–	–	116,196,854	116,537,135
Inter-organizational arrangements	–	102,903	–	–	–	497,987,924	–	–	498,090,827
Other revenue	–	–	–	–	–	–	–	–	94,074,687
Total	659,833,529	102,903	546,720,709	25,124,645	2,520,886,987	497,987,924	575,802,769	248,753,037	5,169,287,191

Donor	Regular resources			Other resources			Total
	Public sector	Private sector		Public sector	Private sector		
	Government	National Committees	Other contributions	Government	National Committees	Other contributions	
Andorra	34,230	187,791	–	235,035	264,474	–	721,530
Angola	1,660,000	–	–	–	–	100,134	1,760,134
Argentina	180,000	–	6,175,492	–	–	14,194,655	20,550,147
Armenia	116,590	–	–	–	–	9,806	126,396
Australia	58,443,220	7,349,901	–	60,966,620	7,257,795	–	134,017,537
Austria	1,387,755	3,245,580	–	1,548,416.29	1,116,908	–	7,298,659.37
Azerbaijan	–	–	–	60,037.20	–	–	60,037.20
Bangladesh	34,500	–	–	–	–	–	34,500
Barbados	185,000	–	–	–	–	71,408	256,408
Belgium	23,727,648	6,731,943	–	17,090,503	6,230,666	–	53,780,760
Belize	–	–	–	112,770	–	–	112,770
Benin	24,124	–	–	–	–	–	24,124
Bolivia (Plurinational State of)	40,000	–	–	–	–	301,480	341,480
Brazil	1,618,600	–	337,704	3,342,545	–	11,502,911	16,801,760
Bulgaria	67,500	–	121,667	–	–	1,113,130	1,302,297
Cambodia	–	–	–	57,953	–	–	57,953
Cameroon	179,772	–	–	6,980,000	–	–	7,159,772
Canada	14,660,633	6,982,560	–	174,466,555	6,044,872	–	202,154,620
Central African Republic	95,431	–	138	6,710,630	–	11,610	6,817,809
Chile	77,000	–	461,146	328,707	–	1,501,343	2,368,197
China	2,725,832	–	175,915	–	–	9,496,910	12,398,658
Colombia	–	–	215,441	–	–	3,456,650	3,672,090
Comoros	70,000	–	–	–	–	–	70,000
Congo	748,450	–	–	1,206,864	–	–	1,955,314
Costa Rica	14,477	–	1,178	–	–	37,133	52,788
Côte d'Ivoire	12,600	–	201	18,844,644	–	–	18,857,445
Croatia	52,387	–	444,301	48,000	–	2,715,539	3,260,227

Total UNICEF revenue by source of funding, 2014

(in US dollars) – continued

Donor	Regular resources			Other resources			Total
	Public sector	Private sector		Public sector	Private sector		
	Government	National Committees	Other contributions	Government	National Committees	Other contributions	
Cuba	10,000	–	–	–	–	–	10,000
Cyprus	–	–	463,320	–	–	–	463,320
Czech Republic	–	1,897,982	–	139,205	905,550	–	2,942,737
Democratic Republic of the Congo	320,642	–	–	7,305,060	–	–	7,625,702
Democratic People's Republic of Korea	795,021	–	–	–	–	–	795,021
Denmark	33,951,243	11,531,952	–	29,806,898	4,103,100	5,229	79,398,423
Dominican Republic	88,000	–	809	–	–	140,935	229,744
Ecuador	–	–	173,071	–	–	2,534,145	2,707,215
Egypt	–	–	–	–	–	170,603	170,603
Equatorial Guinea	20,148	–	–	–	–	–	20,148
Estonia	122,283	21,712	–	608,228	10,446	–	762,669
Ethiopia	306,509	–	50	71,930	–	–	378,488
Finland	26,265,390	12,623,946	–	26,779,863	3,441,290	–	69,110,490
France	4,694,648	45,542,601	–	11,443,211	19,915,661	–	81,596,121
Gabon	–	–	–	92,902	–	–	92,902
Gambia	–	–	–	338,840	–	–	338,840
Georgia	155,000	–	–	–	–	–	155,000
Germany	15,844,440	62,903,886	–	177,894,670	34,290,034	–	290,933,030
Ghana	148,512	–	–	–	–	–	148,512
Greece	–	2,156,717	–	69,156	1,035,022	–	3,260,895
Guatemala	–	–	–	–	–	880,683	880,683
Guinea	350,000	–	–	28,389,688	–	312,130	29,051,818
Guinea-Bissau	621,000	–	–	607	–	–	621,607
Honduras	29,198	–	–	–	–	–	29,198
Hong Kong, China	–	7,655,996	–	–	10,095,291	–	17,751,288
Hungary	111,834	161,461	–	41,040	295,111	–	609,446
Iceland	634,865	2,563,879	–	1,046,770	497,859	–	4,743,373
India	987,127	–	8,050	97,513	–	5,842,043	6,934,733
Indonesia	187,700	–	665,643	–	–	6,206,902	7,060,244
Iraq	48,785	–	–	–	–	–	48,785
Ireland	10,866,575	2,222,661	–	16,739,379	3,102,381	–	32,930,996
Israel	100,000	–	–	–	391,147	125,441	616,588
Italy	4,076,087	20,519,911	–	15,753,381	18,043,144	–	58,392,523
Japan	21,762,701	95,239,937	–	152,247,393	27,210,561	11,564	296,472,156
Jordan	2,000,000	–	–	–	–	9,799	2,009,799
Kazakhstan	272,595	–	–	–	–	385,000	657,595
Kenya	150,000	–	23	1,424,331	–	–	1,574,355
Kuwait	200,000	–	–	36,750,000	–	34,289	36,984,289
Kyrgyzstan	50,000	–	–	–	–	–	50,000
Lesotho	120,000	–	–	–	–	–	120,000
Liberia	–	–	–	4,193,897	–	465	4,194,362
Liechtenstein	27,716	–	–	128,999	–	–	156,715
Lithuania	–	–	–	33,037	91,656	–	124,693
Luxembourg	3,401,361	2,484,827	–	5,167,015	703,739	–	11,756,942
Madagascar	–	–	–	–	–	76,575	76,575

Total UNICEF revenue by source of funding, 2014

(in US dollars) – continued

Donor	Regular resources			Other resources			Total
	Public sector	Private sector		Public sector	Private sector		
	Government	National Committees	Other contributions	Government	National Committees	Other contributions	
Malawi	–	–	–	542,500	–	96,552	639,052
Malaysia	362,735	–	5,749,112	100,000	–	5,605,785	11,817,632
Mali	108,500	–	–	999,250	–	–	1,107,750
Malta	–	–	–	102,300	–	–	102,300
Mexico	428,000	–	168,866	1,045,784	–	5,717,601	7,360,250
Monaco	11,004	–	–	–	–	–	11,004
Mongolia	94,391	–	–	–	–	–	94,391
Montenegro	15,760	–	–	–	–	–	15,760
Morocco	101,678	–	–	–	–	675	102,353
Mozambique	9,500	–	–	–	–	189,908	199,408
Myanmar	49,336	–	–	–	–	–	49,336
Namibia	120,000	–	–	–	–	–	120,000
Netherlands	33,195,021	40,620,258	–	113,206,438	21,515,092	–	208,536,809
New Zealand	5,203,816	1,874,301	–	8,206,767	2,438,319	–	17,723,204
Nicaragua	42,500	–	–	–	–	–	42,500
Niger	4,000	–	–	1,000,000	–	–	1,004,000
Nigeria	1,362,646	–	–	38,264,046	–	74,363	39,701,055
Norway	72,184,793	6,684,325	–	126,029,565	5,704,098	–	210,602,781
Oman	–	–	–	996,755	–	14,469	1,011,224
Pakistan	111,925	–	–	–	–	206,141	318,066
Panama	741,750	–	–	300,000	–	–	1,041,750
Papua New Guinea	–	–	–	265,062	–	–	265,062
Paraguay	–	–	–	–	–	286,003	286,003
Peru	–	–	19,918	–	–	526,365	546,282
Philippines	55,039	–	750,698	–	–	5,057,511	5,863,248
Poland	–	445,001	–	91,221	1,473,593	–	2,009,815
Portugal	40,000	3,006,076	–	100,000	2,172,188	–	5,318,265
Qatar	–	–	–	–	–	30,411,518	30,411,518
Republic of Korea	3,900,000	72,427,949	–	21,361,670	17,964,203	–	115,653,822
Republic of Moldova	60,000	–	–	–	–	170,000	230,000
Romania	50,000	–	2,434	50,000	–	3,039,183	3,141,617
Russian Federation	1,000,000	–	79	1,800,000	–	803,522	3,603,601
San Marino	–	–	–	–	13,793	–	13,793
Sao Tome and Principe	19,500	–	–	–	–	34,546	54,046
Saudi Arabia	1,144,200	–	9,606	4,104,541	–	194,230	5,452,577
Senegal	635,954	–	–	–	–	–	635,954
Serbia	51,000	–	134,027	–	–	883,531	1,068,558
Sierra Leone	384,000	–	–	21,407,871	–	150,203	21,942,074
Singapore	50,000	–	–	100,000	–	243,564	393,564
Slovakia	12,195	24,590	–	–	143,931	–	180,716
Slovenia	30,375	1,125,161	–	–	725,839	–	1,881,374
Somalia	733,067	–	–	–	–	–	733,067
South Africa	190,000	–	–	46,948	–	1,409,090	1,646,038
South Sudan	253,350	–	–	–	–	–	253,350
Spain	–	41,477,795	–	6,614,635	10,557,751	–	58,650,181
Sri Lanka	15,500	–	651	–	–	1,637	17,788
Sudan	131,400	–	–	–	–	–	131,400

Total UNICEF revenue by source of funding, 2014

(in US dollars) – continued

Donor	Regular resources			Other resources			Total
	Public sector	Private sector		Public sector	Private sector		
	Government	National Committees	Other contributions	Government	National Committees	Other contributions	
Sweden	79,767,948	41,627,310	–	111,334,419	22,929,060	–	255,658,737
Switzerland	21,712,324	5,775,539	–	21,372,859	13,953,092	508,091	63,321,906
Tajikistan	32,400	–	–	62,366	–	–	94,766
Thailand	238,497	–	5,922,802	–	–	9,922,415	16,083,715
The former Yugoslav Republic of Macedonia	–	–	–	–	–	27,026	27,026
Timor-Leste	100,000	–	–	31,500	–	–	131,500
Togo	26,000	–	–	390,728	–	–	416,728
Tunisia	24,065	–	–	–	–	–	24,065
Turkey	150,000	875,167	–	1,082,326	1,776,655	–	3,884,148
Turkmenistan	62,500	–	–	–	–	–	62,500
Uganda	469,000	–	–	8,286,982	–	–	8,755,982
Ukraine	–	–	1,968	–	–	344,321	346,288
United Arab Emirates	100,000	–	4,175	16,167,022	–	2,658,171	18,929,368
United Kingdom	66,390,087	14,890,178	–	423,367,416	71,797,038	–	576,444,720
United Republic of Tanzania	22,000	–	–	–	–	31,424	53,424
United States	132,000,000	23,841,813	–	540,238,593	245,682,674	–	941,763,079
Uruguay	93,850	–	1,080,377	–	–	1,738,017	2,912,244
Uzbekistan	310,000	–	–	–	–	–	310,000
Venezuela (Bolivarian Republic of)	–	–	572,968	–	–	752,328	1,325,296
Viet Nam	13,700	–	764	–	–	52,487	66,951
Zambia	257,520	–	–	–	–	–	257,520
Zimbabwe	–	–	–	–	–	157,780	157,780
Other	19,017	–	1,121,774	–	–	12,212	1,153,003
Revenue adjustments	266,557	–	–	-111,108,656	11,908,735	-12,998	-98,946,362
Total countries	659,833,529	546,720,709	24,784,365	2,166,523,205	575,802,769	132,556,182	4,106,220,759

INTERGOVERNMENTAL AGENCIES

(Public sector: government)

Other Resources		
Asian Development Bank (ADB)		291,480
European Commission/ECHO		355,317,735
UNITAID		1,613,000
West African Health Organization		419,975
Other		37
Revenue adjustments		-3,278,444
Total		354,363,782

NON-GOVERNMENTAL ORGANIZATIONS

(Private sector: other contributions)

Regular Resources		
Tetsuko Kuroyanagi, Japan		340,281
Subtotal		340,281

Total UNICEF revenue by source of funding, 2014

(in US dollars) – continued

NON-GOVERNMENTAL ORGANIZATIONS (Private sector: other contributions)		
Other Resources	Alliance Côte d'Ivoire	419,457
	FOSAP	3,038,324
	GAVI Alliance	57,052,590
	Global Fund to Fight Aids, Tuberculosis and Malaria	33,887,557
	Micronutrient Initiative	13,586,365
	Partners in Health	150,000
	Tetsuko Kuroyanagi, Japan	1,349,558
	The Alexander Bodini Foundation	60,000
	Other	5,261,789
	<i>Revenue adjustments</i>	1,451,153
	<i>Subtotal</i>	116,196,854
	Total	116,537,135

INTER-ORGANIZATIONAL ARRANGEMENTS (Public sector: inter-organizational arrangements)		
Regular Resources	Revenue adjustments	102,903
	<i>Subtotal</i>	102,903
Other Resources	Global Partnership for Education	76,446,673
	International Organization for Migration	33,960
	Joint United Nations Programme on HIV/AIDS (UNAIDS)	12,601,954
	Office of the United Nations High Commissioner for Refugees (UNHCR)	6,987,861
	United Nations Department for Safety and Security (UNDSS)	10,000
	United Nations Development Group joint programmes	21,421,074
	United Nations Development Programme (UNDP)	117,327,781
	United Nations Educational, Scientific and Cultural Organization (UNESCO)	683,316
	United Nations Entity for Gender Equality and the Empowerment of Women (UN Women)	731,321
	United Nations Environment Programme	29,259
	United Nations Mine Action Service (UNMAS)	198,301
	United Nations Office for Project Services (UNOPS)	2,423,438
	United Nations Office for the Coordination of Humanitarian Affairs (UNOCHA)	216,114,404
	United Nations Population Fund (UNFPA)	35,974,983
	United Nations Trust Fund for Human Security (UNTFHS)	4,172,395
	World Food Programme (WFP)	1,345,447
	World Health Organization (WHO)	7,065,473
	<i>Revenue adjustments</i>	-5,579,716
	<i>Subtotal</i>	497,987,924
	Total	498,090,827

OTHER REVENUE*

94,074,687

* Other revenue includes income from interest, procurement and other sources.

Connect with us

UNICEF

www.unicef.org

UNICEF Voices of Youth

www.voicesofyouth.org



blogs.unicef.org



www.twitter.com/unicef
twitter.com/voicesofyouth



www.facebook.com/unicef
www.facebook.com/voicesofyouth



www.instagram.com/UNICEF



www.google.com/+UNICEF (Google+)



www.unicef.tumblr.com



www.linkedin.com/company/unicef



www.youtube.com/unicef

Published by UNICEF
Division of Communication
3 United Nations Plaza
New York, NY 10017, USA

pubdoc@unicef.org
www.unicef.org

ISBN: 978-92-806-4809-6

© United Nations Children's Fund (UNICEF)
June 2015